



CE 4 GPs



CE Provider:



Toronto Implant Academy (TIA)
Nationally Approved PACE Program Provider for FAGD/MAGD credit.
Approval does not imply acceptance by any regulatory authority or AGD
endorsement. 9-1-2022 to 8-31-2025. Provider ID# 355116

For more information visit www.palmerimediagroup.com
or contact Palmeri Media Group 905.489.1970 Ext.206
Email: events@palmeripublishing.com

CE4GPS 2024

At PMG, we've worked hard to develop a variety of courses and programs to fit everyone's needs. Whether you want to improve existing skills or expand your horizons, you've come to the right place.

Check out our course schedule to see what we have to offer, or contact us today for more information.



CE Provider:



PACE
ACADEMY of
GENERAL DENTISTRY
PROGRAM APPROVED
FOR CONTINUING
EDUCATION

Toronto Implant Academy (TIA)
Nationally Approved PACE Program Provider for FAGD/
MAGD credit. Approval does not imply acceptance by any
regulatory authority or AGD endorsement.
9-1-2022 to 8-31-2025. Provider ID# 355116

IMPLANT LOCATOR OVERDENTURES

Provide your patients
LIFE CHANGING
stability and function



Dr. Azeem Sheikh *DDS*



Andriy Khomyn *RDT, DD*

March 1st, 2024

9:00 AM - 5:00 PM

Location: Hiossen Implant Canada - Toronto

25 Royal Crest Ct Unit 205, Markham, ON L3R 9X4

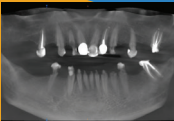
7 CE Credits | AGD Subject Code: 690

\$2,495 + HST

- Are your patients suffering with loose dentures?
- Scared of AOX, but wanting to get into full arch therapy?
- Extracting teeth and WAITING?? Perform IMMEDIATE implants!
- Implant LOCATOR OVERDENTURES is the place to START!

About the Course

Whether it is an edentulous patient that is suffering with loose dentures and sore spots, or a patient that is in a position where they have to lose some or all of their teeth, implant locator overdentures can be a very costeffective and stable solution that can help improve their overall stability and function. This program will focus on both surgical and prosthetic planning and execution for both the already edentulous patient, and immediate implants for the patient requiring tooth extractions. Participants will practice flap design, implant placement, locator insertion and torquing along with full site suturing hands-on using simulated models. They will also perform the prosthetic component including denture preparation and pickup of locator housings ensuring an optimal result for the patient.



Sponsored By



Your Partner in Dentistry



Toronto Implant Academy (TIA)
Nationally Approved PACE Program Provider for FAGD/MAGD credit. Approval does not imply acceptance by any regulatory authority or AGD endorsement.
9-1-2022 to 8-31-2025.
Provider ID# 355116

For more information visit
www.palmermediagroup.com
or contact Palmeri Media Group
905.489.1970 Ext.206
events@palmeripublishing.com



www.palmermediagroup.com
905.489.1970 Ext.206
events@palmeripublishing.com

03

ALWAYS IMITATED NEVER DUPLICATED

During the last 18 years, over 6000, Canadian Dentists have participated in Dr. Gaum's 3 Day Oral Surgery for the GP Course.

We have thousands of testimonials that speak to the quality of the course and we would like to share a few.



I attended your course 2 years ago and have pulled hundreds of Wisdom Teeth since. I loved the course and credit it with my success. Thank you so much!

Dr. Stephen Schalk

When I took your course, I had not extracted a tooth in probably ten years. However, upon request by the owner of the clinic at which I was associating, I decided to review the skill once again.

I wanted to learn from the best!

I am now able to successfully and efficiently take out any tooth! Also, the surgical instruments you recommended are a pleasure to work with. I now find that I am able to efficiently, and with great confidence, remove any tooth. Thank you so much.

Dr Don Avidar

Thank you so much for sharing your knowledge and your expert tips. In just 3 days I have learned so much and gained confidence. I do not have words to express the value of this course.

Dr. Falgun Acharya



Oral Surgery for the GP

A Practical Approach

A 3 Day Hands-On Seminar

Presented By: Dr. Lawrence Gaum DDS, FADSA, FICD, FADI
Diplomate: National Dental Board Of Anesthesiology

**OVER 33% ENGLISH SPEAKING CANADIAN
DENTISTS HAVE TAKEN THIS COURSE!**

2024 Dates



21 CE POINTS | (AGD Subject Code: 310)

\$2975 CA + TAX



www.palmerimediagroup.com
905.489.1970 Ext.206
events@palmeripublishing.com

www.palmerimediagroup.com
905.489.1970 Ext.206
events@palmeripublishing.com

04

2-Day Live Oral Surgery Course with Patients

Unique hands-on course allows the GP to perform 3rd molar extractions confidently

9th - 10th November, 2024

\$5,125 Plus applicable taxes
(Attendance is limited)



Dr. Lawrence Gaum
DDS, FADSA, FICD, FADI
Diplomat: National Dental Board of Anesthesiology

Eligibility:

Registrants must have previously completed Oral Surgery For The GP: 3 Day Hands-On Seminar with Dr. Gaum. Participants must send us a copy of a valid dental license & a copy of the declaration page of malpractice insurance.



P.A.C.E

2300 Yonge St. #905,
Toronto, ON, M4P 1E4

7:30am - 8:00am

Registration & Breakfast

8:00am - 9:00am

Lecture

9:00am - 4:00pm

Clinic



FOR MORE INFORMATION:

events@palmeripublishing.com

Toll Free 1.866.581.8949 ext. 206

TO REGISTER ONLINE PLEASE VISIT:

www.drラリーgaum.com



When back in your office, you will expertly perform oral surgery and will be able to increase your revenue



Each participant will receive a certificate awarding 14 CE Hours from TIA (AGD Subject Code: 310)



Dr. Gaum and the Toronto Implant Academy faculty will mentor and supervise you.

CE Provider:



Toronto Implant Academy (TIA)
Nationally Approved PACE Program Provider for FAGD/MAGD credit.
Approval does not imply acceptance by any regulatory authority or AGD endorsement. 9/1/2022-8/31/2025. Provider ID# 355116

For more information visit www.drラリーgaum.com
or contact Palmeri Media Group 905.489.1970
Ext.207
seminars@palmeripublishing.com



www.palmerimediagroup.com
905.489.1970 Ext.206
events@palmeripublishing.com

05

Modern Endodontics

From Diagnosis To Restoration With Hands On Training

With **Dr. Rony E. Dagher**

B.Sc., DDS, M.Sc.(Cert. Endo), FRCD(C)

Specialist in Endodontics and Traumatology



Location:

Dentsply Sirona Academy &
Showroom Canada

60 Courtney Park Dr. W Unit 1, Mississauga, ON L5W 0B3

Date:

March 8th, 2024

CE:

7 CE Hours

AGD Subject Code:

070

Fees:

\$749 + HST

Sponsors:



Concepts Covered

Lectures: 8:30AM to 12:30PM

- Diagnosis
- Patient management
- Pain control
- Fundamentals of rotary instrumentation
- Latest in reciprocation techniques
- State of the art carrier-based obturation

Hands-On: 1:30PM to 4:30PM

- Hands-on instrumentation and obturation

Course Outline

This course will teach you which cases to treat predictably, and which cases to refer out for proper management. It introduces you to the fundamental concepts in rotary endodontics, regardless of the system you currently use. It will discuss diagnostic skills you should have to properly zero in on the patient chief complaint.

This course will reinforce the SOAP concepts in achieving proper diagnosis, and assess case difficulty and learn when to treat and to refer. Review local anesthesia techniques to help you achieve proper pain control. Cover and detail proper handling of endodontic procedure from isolation to access, canal location, instrumentation, disinfection and obturation details.

The course objectives will be for GPs to become confident in diagnosis, anesthesia, anatomy, instrumentation, irrigation and obturation.

The hands-on component will involve various Tulsa rotary systems and products.

Great emphasis will be given to diagnosis, case selection, proper anesthesia, glide path management and the efficient and safe use of reciprocation to create ideal shapes to allow proper and thorough disinfection of the canal space.

About the Speaker

Dr. Rony Dagher is an Endodontist and a fellow with the Royal College of Dentists of Canada, who maintains a private practice in Mississauga Ontario Canada.

He is a graduate from the University of Toronto with a Bachelor of Science degree and obtained his DDS from Case Western Reserve University.

He attended the Toronto General Hospital surgical residency program and practiced general dentistry for 7 years prior to enrolling and completing a specialty Master's degree in Endodontics at the University of Toronto. Dr. Dagher has served as an instructor at both the undergraduate and graduate endodontic departments at the University of Toronto. He has served as an Endodontic examiner for the Royal college of Dentists of Canada.

Dr. Dagher holds a special interest in Dental Traumatology and regenerative Endodontics. He currently lectures on many Endodontic topics including rotaries, trauma, disinfection and regeneration. He is currently a member of numerous endodontic and dental associations and societies.

Attendees Must Bring

- 2-3 Accessed Teeth
- Loupes



Toronto Implant Academy (TIA)
Nationally Approved PACE Program Provider for FAGD/IMAGD credit. Approval does not imply acceptance by any regulatory authority or AGD endorsement.
9-1-2022 to 8-31-2025.
Provider ID# 355116

For more information visit
www.palmermediagroup.com
or contact Palmer Media Group
905.489.1970 Ext.206
events@palmerpublishing.com



www.palmermediagroup.com
905.489.1970 Ext.206
events@palmerpublishing.com

06

INNOVATIONS IN LASER DENTISTRY

Practical Indications For Use With The Most Versatile Devices

2 Day Hands-On Dental Laser Seminar

By Dr. Scott Parker



Dr. Scott Parker



Since 1998, Dr. Parker has educated thousands of clinicians across the US and internationally. Recognized by his peers for his conservative yet progressive approach, as well as his ability to connect on a personal level, Dr. Parker's realistic manner of teaching has made him a highly regarded lecturing clinician and consultant. In addition to speaking and training, he has written or is listed on over 30 patents or patents-pending and has published articles in a variety of respected dental journals. He is an accredited member of the American Society for Dental Aesthetics and the American Academy of Cosmetic Dentistry, a member of the Education Committee of the Academy of Laser Dentistry and has a comprehensive understanding of dental lasers, aesthetics, implants, and functional reconstruction. He is a recognized subject matter expert in the laser treatment of airway disorders including non invasive treatments for snoring.

Learn how the precise interaction of fractional CO2 laser therapy facilitates a gentle yet clinically effective outcome to enhance the quality of sleep for the patient and their partner. Experience real time interaction and learn more about how to incorporate this unique technology to expand your scope beyond restorative general dentistry. Understand the fractional CO2 laser's role in snoring treatments, lowering AHI and working with co-therapies such as CPAP & appliances.

Plus a basic overview of fundamentals, physics & safety including a review of evidence based research associated with the most effective least invasive laser wavelengths in dentistry, including;

Course Objectives

A Basic Overview & Understanding of;
Laser Fundamentals, Physics & Safety

Enhance your knowledge and skills understand which laser wavelengths can be used, and how to use them for;

- Minimally Invasive General Surgeries
- Laser Implant Surgery
- Laser Peri-implantitis Treatment
- Laser Cosmetic Procedures
- Laser Assisted Periodontal Therapy
- Infant Tongue Tie Release
- Laser Hygiene Procedures
- Non-invasive Laser Snoring Treatment
- Laser Facial Aesthetics
- Practical Considerations for Use
- Profitable Revenue Growth!



Limited Seating

April 12 & 13, 2024

Fairfield Inn & Suites, 700 Ave Michel Jasmin
Montreal, QC

June 14 & 15, 2024

DELTA Calgary Airport, 2001 Airport Road NE
Calgary, AB

Time: 8.30am - 4.30pm

14 CE Credits | \$795*^{GST}

AGD Subject Code: 135



Toronto Implant Academy (TIA)
Nationally Approved PACE Program Provider for FAGD/IMAGD credit. Approval does not imply acceptance by any regulatory authority or AGD endorsement.
9-1-2022 to 8-31-2025.
Provider ID# 550116

For more information visit
www.palmermediagroup.com
or contact Palmeri Media Group
905.489.1970 Ext.206
events@palmerpublishing.com



www.palmermediagroup.com
905.489.1970 Ext.206
events@palmerpublishing.com

07

CREATING BEAUTIFUL SMILES BY MASTERING COMPOSITE VENEERS

ADVANCED COMPOSITE RESTORATIONS AND VENEERS WITH DR. FAROKH ASEFZADEH

Date: **APRIL 27-28, 2024**

Price: **\$2,300^{+HST}**

CE hours: **13 CE**

Location: **SHAW LAB**

105 Bentworth Ave Unit 1, North York, ON M6A 1P6

This comprehensive **2-day** hands-on program is designed for dental professionals who want to enhance their skills and knowledge in cosmetic dentistry.

The course is aimed at providing participants with practical training in **anterior composite restorations and veneers**. You will get hands-on experience in the dental lab as well as lectures and demonstrations from Dr. Asefzadeh.

The **first day** of the course focuses on **anterior composite restorations**, where participants will learn about the materials, techniques, and principles of various anterior composite restorations. It will cover topics such as:

Basic principles of composite restorations

Practical and applicable tips for smile design, Shade selection, Creating anatomy of anterior teeth on typodonts along with layering technique, etc.

The **second day** of the course focuses on **cosmetic treatments** including **Veneers, FRC bridges and teeth whitening** where participants will learn about the preparation, design, and placement of anterior veneers. It will cover topics such as:

Veneer Indications and proper case selection, Proper composite and bonding selection for aesthetic treatments to provide long lasting retention and polish. Tooth preparation on **6 anterior teeth, etc.** Indications and contraindications of **bleaching**

Participants will have the opportunity to work on simulated models under the guidance of Dr. Asefzadeh, a renowned cosmetic dentist with years of experience in the field.

The course aims to enhance the participants' cosmetic dentistry skills, improve patient outcomes, and increase the success rates of their anterior composite and veneer restorations.

Course Objectives:

- Introduction to Anterior Composite Restorations and Composite Veneers
- Preparation for Composite Restorations and Veneer Placement
- Finishing and Polishing
- Maintenance and Repair
- Bleaching and Teeth Whitening
- FRC bridge indications
- Case Studies

*Course materials and demo instruments for hands-on will be provided to the attendees.



Dr. Farokh Asefzadeh received his DDS and MSc in Restorative and Esthetic dentistry from Tehran University with honours and has 25 years of experience practicing cosmetic dentistry.

Past Chairman of Restorative Dept., Shahid Dental School and has won three national research awards.

He is the author of three books in Restorative Dentistry and is a very skilled and passionate lecturer and is the Instructor of International Center for Dental Education (Ivoclar Vivadent) in Iran. He was the chairman of the 9th Congress of Cosmetic & Restorative Dentistry in 2008.

For more information visit
www.palmerimediagroup.com
or contact Palmeri Media Group
905.489.1970 Ext. 206/207
events@palmeripublishing.com

CE Provider



Toronto Implant Academy (TIA)
Nationally Approved PACE Program Provider for FAGD/
MAGD credit. Approval does not imply acceptance by
any regulatory authority or AGD endorsement.
9-1-2022 to 8-31-2025. Provider ID# 355116

In Partnership With:



Sponsors:



www.palmerimediagroup.com
905.489.1970 Ext.206
events@palmeripublishing.com

08

BOTOX IN DENTISTRY PROGRAM

A Concise Hands-on BOTOX COSMETIC® Course for Dentists with
Dr. Amir Rouzati MD

(The Course Complies with RCDSO Training Guidelines)

\$3,150 + HST

Breakfast, Lunch and Breaks are included

7 CE Credits

AGD Subject Code: 780

9.00am - 5.00pm

Lecture & Hands-on

Spring
Sunday April 28th, 2024

Fall
Sunday Oct 20th, 2024

Location:

Skin Beauty MD
100 Steeles Ave W, Unit 34C
Thornhill, ON L4J 7Y1

**Limited
Attendance**

Course Objectives & Focus Areas:

- TMJ
- Gummy Smile
- Perioral Lines

This course is unique in that it will be taught in very small group format, at Dr. Rouzati's Clinic in Toronto, with an Extra Hands-On Patient Model Injections Experience for the Trainees.

The BOTOX Hands-on training for Dental Indications includes a pre-course on-line training, in-person hands-on training and post-course support.



Dr. Amir Rouzati is a Physician in Ontario practising in Medical Aesthetics.

He has been teaching BOTOX COSMETIC® Courses for more than 15 years and his teaching methodology is highly regarded in the industry, resulting in countless successful trainees across Canada and the United States.

CE Provider:



PACE
ACADEMY
GENERAL DENTISTRY
PROGRAM APPROVAL
FOR CONTINUING
EDUCATION

Toronto Implant Academy (TIA)
Nationally Approved PACE Program Provider
for FAGD/MAGD credit. Approval does not
imply acceptance by any regulatory authority
or AGD endorsement. 9-1-2022 to 8-31-2025.
Provider ID# 355116



For more information visit
www.palmerimediagroup.com
or contact Palmeri Media Group
905.489.1970 Ext.206
events@palmeripublishing.com

www.palmerimediagroup.com
905.489.1970 Ext.206
events@palmeripublishing.com

09

IMMEDIATE MOLAR IMPLANTS

May 3rd, 2024

9:00 AM - 5:00 PM

Location: Shaw Lab

(105 Bentworth Ave Unit 1, North York, ON M6A 1P6)

7 CE Credits | AGD Subject Code: 690

\$2,195 + HST



Dr. Azeem Sheikh DDS

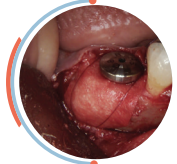
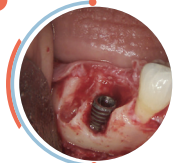
Course Overview

A new paradigm in minimally invasive surgery, based on diagnosis and treatment planning of questionable and hopeless molar teeth will be presented. This course will feature immediate implant placement and present current techniques for immediate management of multi-rooted teeth in both maxillary and mandibular extraction sites.

The hands-on component will provide a comprehensive overview of atraumatic molar extraction, alveolar ridge management, immediate molar implant placement and the role of implant design and its influence on initial stability. The selection of graft material, predictability and long term success will be discussed.

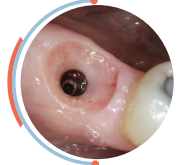
Course Topics

- CBCT diagnosis and treatment planning for case selection
- Optimal implant size, design and surgical positioning
- for primary stability
- Crestal sinus elevation at maxillary extraction sites
- Bone grafting with allograft and PRF/membrane usage
- Healing abutment selection and Suturing techniques
- Managing Complications



Hands-On Component

- Step by Step with Live Surgery video
- Case Examples
- Implant placement on custom models



Sponsored By



CE Provider



Toronto Implant Academy (TIA)
Nationally Approved PACE Program Provider for FAGD/MAGD credit. Approval does not imply acceptance by any regulatory authority or AGD endorsement.
9-1-2022 to 8-31-2025.
Provider ID# 355116

For more information visit
www.palmermediagroup.com
or contact Palmeri Media Group
905.489.1970 Ext.206
events@palmeripublishing.com



www.palmermediagroup.com
905.489.1970 Ext.206
events@palmeripublishing.com

10

Oral Moderate Sedation Refresher Course

7 CE as
required
by the
RCDSO

Date : Spring - 10th May, 2024 (8:30am - 4:30pm)

Fall - 27th September, 2024 (8:30am - 4:30pm)

Cost : \$699.00 + HST

(Includes breakfast, breaks and lunch, free parking)

Location : Shaw Lab

(105 Bentworth Ave Unit 1, North York, ON M6A 1P6)

AGD Subject Code : 340

Description: This course will review various topics related to oral moderate sedation in dentistry. We will review the new sedation standards of the Royal College of Dental Surgeons of Ontario (RCDSO), as well as patient assessment, patient monitoring, as well as the pharmacology of relevant medications used in sedation and dentistry. We will also outline the indications of sedation and anaesthesia in dentistry, cardiovascular and respiratory physiology, as well as medical emergency management in the dental office.

Learning Objectives: After attending this seminar, participants will have the knowledge to

- Appreciate that sedation and anaesthesia is a continuum
- Appreciate the new changes to the RCDSO Standard of Practice in the "Use of Sedation and General Anaesthesia in the Dental Office."
- Be familiar with patient monitoring and patient assessment for oral moderate sedation
- Appreciate basic cardiovascular and respiratory physiology
- Be familiar with sedative medications used in dentistry, in particular nitrous oxide and benzodiazepines
- Be familiar with local anaesthetic pharmacology and safety
- Manage medical emergencies in the dental office

Presented by:
Dr. Soheil Khojasteh

Dr. Soheil Khojasteh obtained his Bachelor of Health Sciences at McMaster University in 2010, and then he went on to complete his Doctor of Dental Surgery degree at the University of Toronto in 2014. After dental school, Soheil enrolled in the dental anaesthesiology specialty program at the University of Toronto, Faculty of Dentistry.

Soheil is a specialist in dental anaesthesia and a Diplomate of the American Dental Board of Anaesthesia. He is the immediate past President of the Ontario Dental Society of Anaesthesiology, and the current Vice President of the Canadian Academy of Dental Anaesthesiologists. He is a clinical instructor at the University of Toronto, Faculty of Dentistry, in the Department of Anaesthesia, and he has presented to his colleagues in anaesthesia and dentistry at numerous conferences. Soheil currently practices the Procedural Team Anaesthesia model, in which he provides comprehensive dental treatment to his patients under general anesthesia and deep sedation.

CE Providers:



Toronto Implant Academy (TIA)
Nationally Approved PACE Program Provider
for FAGD/MAGD credit. Approval does not
imply acceptance by any regulatory authority
or AGD endorsement. 9-1-2022 to 8-31-2025.
Provider ID# 355116



For more information visit www.palmerimediagroup.com
or contact Palmeri Media Group
905.489.1970 Ext.206
events@palmeripublishing.com

Sponsor:



www.palmerimediagroup.com
905.489.1970 Ext.206
events@palmeripublishing.com

11

MASTERING PORCELAIN VENEERS

A COMPREHENSIVE TWO-DAY HANDS-ON PROGRAM

Spring Dates:

May 10 & May 31, 2024

Fall Dates:

November 8 & November 29, 2024



Dr. Phillips' past appointments include Course Director for Aesthetic Dentistry at the University of Toronto, Senior Clinical Instructor for Millennium Aesthetics and author of the book "Your Guide to the Perfect Smile".

Presented by
Dr. Ed Phillips

Contact: esp@smilejob.com

12 CE
CREDITS

LOCATION: COURTYARD BY MARRIOTT
TORONTO NORTHEAST/MARKHAM
7095 Woodbine Ave., Markham, On L3R1A3

\$2,699 +HST

(Includes breakfast, breaks and lunch, free parking)
AGD Subject Code: 780

YOUR OWN CUSTOMIZED VENEERS ON YOUR OWN PREPARED MODEL

COURSE DESCRIPTION

Although patients "request" veneers, many dentists "avoid" them. Finally, a comprehensive two-day program that will completely demystify this controversial and underused treatment modality. Use the porcelain veneer technique in your everyday restorative and create a new revenue stream for your practice. The program will prepare you to be able to deal from the simplest to the most challenging cases.

TESTIMONIALS

"I really enjoyed the hands-on veneer course by Dr. Ed Phillips. it was by far one of the best veneer courses I have taken. The knowledge and the practical skills and techniques I acquired at this course have given me the confidence to take on cases that I would have been hesitant to do in the past. This course gave me insights into treatment planning, case selection, patient communication, smile design and lab planning. Thank you Dr. Phillips for your valuable guidance and unique teaching strategies." - **Dr. Leyla Emami**



For more information visit
www.palmermediagroup.com
or contact Palmer Media Group
905.489.1970 Ext.206
events@palmerpublishing.com

Palmer Media Group

CE Provider:



TORONTO IMPLANT ACADEMY



ACCEPTED
GENERAL DENTISTRY
PROGRAM APPROVAL
FOR CONTINUING
EDUCATION

Toronto Implant Academy (TIA)
Nationally Approved PACE Program Provider
for FAGD/MAGD credit. Approval does not
imply acceptance by any regulatory authority
or AGD endorsement. 9-1-2022 to 8-31-2025.
Provider ID# 355116

REGISTER NOW &

Receive the Book at the Course
"Your guide to the perfect smile"
by Dr. Phillips



DAY 1 — CREATE VENEERS

8:30 AM- 12:00PM

- The Evolution of veneer technology
- Hands-on workshop for each participant
- Prepare the anterior maxillary 6 teeth utilizing various prep designs
- Take perfect impressions using the cordless technique of D&D

1:00PM – 3:30PM

- Identifying the Three Smile Patterns
- Temporize using the three B.S.C techniques

DAY 2 — BOND IN YOUR OWN CUSTOMIZED VENEERS

8:30 AM- 12:00PM

- Insertion checklist
- Bond in your own customized veneers

1:00PM – 3:30PM

- The Ten Artistic & Scientific Principles of Smile Design
- Rate a smile using the Modified Dental Aesthetic Index(MDAI)
- Clinical case presentation showing a variety of cases
- Conclusion Q and A Session

Note: Please bring your loupes with you to the course.

Sponsors:



Your Partner in Dentistry



www.palmermediagroup.com
905.489.1970 Ext.206
events@palmerpublishing.com

12

PARTICIPATION COURSE IN LASER DENTISTRY

American Board of Laser Dentistry Certification
2 Day Hands-On Seminar

With Dr. Robert Convissar *DDS, FAGD*

Candidates who successfully complete this course will receive a Certificate in Laser Dentistry recognized by the American Board of Laser Surgery, the only Medical Certifying Board in the world dedicated to Lasers and Light Energy in Medicine and Dentistry.

This course will comprise a basic overview of fundamentals, physics & safety including a review of practical indications for use, including:

- Non-Surgical, Surgical & Regenerative Periodontal Therapy (bloodless)
- Surgical and Restorative Implantology
- Fixed and Removable Prosthetics
- Oral Medicine/Oral Surgery/Oral Pathology
- Pediatric and Adolescent Operative Dentistry
- Endodontics
- Pedodontics/Orthodontics
- Esthetic/Cosmetic Dentistry
- Management of Periimplantitis
- Practice Management/Marketing Integration
- Non-Invasive Laser Snoring Treatments
- Laser Facial Aesthetics

Course Objectives

At the conclusion of the course, the participant:

- Will be familiar with the various wavelengths used in dentistry today
- Will understand wavelength effects on oral tissues
- Will understand their uses for specific oral diseases and pathologies found in everyday practice.
- Will be able to incorporate this knowledge into a basis for determining which laser wavelength is most appropriate for their practice

May 17th & 18th, 2024

Price: \$795^{*GST}

14 CE Credits

8.30am - 4.30pm

Vancouver, BC

AGD Subject Code: 135

Vancouver Airport Marriott,
7571 Westminster Highway

Participants will receive **American Board of Laser Dentistry Certification**



Toronto Implant Academy (TIA)
Nationally Approved PACE Program Provider for FAGD/MAGD credit. Approval does not imply acceptance by any regulatory authority or AGD endorsement.
9-1-2022 to 8-31-2025.
Provider ID# 555116

For more information visit
www.palmerimediagroup.com
or contact Palmeri Media Group
905.489.1970 Ext:206
events@palmeripublishing.com



www.palmerimediagroup.com
905.489.1970 Ext.206
events@palmeripublishing.com

13

MINIMALLY INVASIVE SOFT TISSUE GRAFTING AND ROOT COVERAGE FOR THE GENERAL DENTISTS



Dr. Sorin Boeriu
DDS, MsD, PhD Dip Perio, FRCD(C)

2 Day Clinical Workshop | Hands-on Pig Mandible

\$2299^{+HST}

Includes Manual, Breakfast and Lunch

MAY 24-25, 2024

AGD SUBJECT CODE: 490

Location: Shaw Lab

105 Bentworth Ave Unit 1, North York, ON M6A 1P6

13.5 CE CREDITS

Soft Tissue Grafting with Alloderm Learning Objectives

- Diagnosis and etiology of gingival recession
- Classification of recession defects
- Anatomical factors affecting grafting outcome
- Flap approached in periodontal plastic surgery; critical elements in design and execution
- Evidence-based selection of the optimal grafting method

Day 1

- Mucogingival condition in natural dentition
 - Recession
 - Diagnoses
 - Etiology
 - Classification
- Flap approaches in periodontal plastic surgery
- Modified coronally advanced tunnel using a soft tissue replacement graft (Alloderm) for the treatment of gingival recession
 - Theoretical and hands on
 - Definition
 - Clinical recommendations
 - Surgical protocol
 - Suturing techniques
- Modified coronally advanced tunnel using a tissue replacement graft (**alloderm**) for the treatment of non- carious/ carious cervical lesions associated with recession
 - Treatment modalities for NCCL associated with gingival recession
 - When to graft
 - When to restore
 - When to graft and restore
- Modified laterally advanced tunnel for the treatment of deep recession sites (with CTG / alloderm)

Day 2

- Treatment of mucogingival problems
 - Free gingival graft for root coverage
 - Free gingival graft for the increase in the amount attached gingiva
 - Harvesting techniques (hands on)
- Surgical techniques for single and multiple recession defects
 - Coronally advanced flap for single and multiple recession defects (hands on)
 - Coronally advanced flap and connective tissue grafts (hands on)
- Soft tissue grafting in the mandibular anterior area
- Critical review of outcome parameters
- Decision making in root coverage procedures for aesthetic outcomes
- Aesthetic crown lengthening : treatment of gummy smile

About the Speaker

Sorin Boeriu completed the Periodontal Graduate Program at Case Western Reserve University (CWRU) School of Dental Medicine in Cleveland, Ohio and a PhD in medical sciences at the University of Medicine, Science and Technology of Targu Mures, Romania. Dr. Boeriu maintains a private practice limited to implant and periodontal surgery. He has published articles with emphasis on soft tissue grafting and periodontal/ restorative treatment of carious and non-carious cervical lesion. He is an international author & speaker. And he is a Fellow of the RCDCW, Diplomate of the International Congress of Implantologists, Member of the American Academy of Periodontology. Dr. Boeriu is the author of a two textbooks :

1. Periodontics in the Tradition of Bissada : Complete works as an educator, researcher and clinical practice
2. Clinical Periodontology and Implant Surgery : Translating fundamental questions into clinical practice

Contact : sib2@case.edu

Sponsors:



CE Provider:



PACE
ACADEMY
GENERAL DENTISTRY
PROGRAM APPROVED
FOR CONTINUING
EDUCATION

Toronto Implant Academy (TIA)
Nationally Approved PACE Program Provider for FAGD/MAGD credit.
Approval does not imply acceptance by any regulatory authority or AGD
endorsement. 9-1-2022 to 8-31-2025. Provider ID# 355116

For more information visit
www.palmermediagroup.com
or contact Palmeri Media Group
905.489.1970 Ext.206
events@palmerpublishing.com



www.palmermediagroup.com
905.489.1970 Ext.206
events@palmerpublishing.com

14

PERIODONTICS FOR THE GP

3 Day Course with Dr. Parvaneh Bahrami

June 7-9, 2024 Fall Dates: November 22-24, 2024

3 DAYS COURSE: **\$2,999** Plus HST

INDIVIDUAL COURSE DAY: **\$1,259** Plus HST

BREAKFAST, BREAK AND LUNCH INCLUDED

7 CE/DAY

AGD SUBJECT CODE: 490

LOCATION: SHAW LAB

105 Bentworth Ave Unit 1,
North York, ON M6A 1P6

NEW
One Day
Live Component
(with Patients)*
Fall Date TBD

*3 Day Periodontics for the GP Course is a pre-requisite



MODULE 1

Day 1: Periodontal Disease

- Etiology and diagnosis procedures
- The introduction of the new classification system
- Prognosis and Treatment Plan
- Non-surgical and surgical treatment option
- Periodontal maintenance program
- The principles of functional crown lengthening

Hands-On component* :

- Review Flap and Suturing Principles
- Osseous Resective Periodontal Surgery distal wedge

MODULE 2

Day 2: Soft Tissue Grafting

- Biologic principles and Etiology
- Diagnosis: Old and New Classification
- Indications, Goals and Objectives
- Case selection and treatment plan
- Soft tissue grafting procedures (FGG, CTG)

Hands-On component* :

- Free Gingival Grafting (FGG)
- Connective Tissue Grafting (CTG)

*You are required to bring loupes and additional instruments to the course, at your own cost.

MODULE 3

Day 3: Hard Tissue Grafting

- Biologic principles
- Goals and Objectives
- Indications and Treatment Plan
- Review different types of Bone grafts and membranes
- Complications

Hands on component* :

- Socket preservation
- Guided bone regeneration for treating periodontal bony defects

THE SPEAKER

Dr. Parvaneh Bahrami obtained her Master of Science in Periodontology and Implant Surgery in 2012 from the University of Toronto.

Dr. Bahrami is board-certified in Canada and USA and a Diplomat of the American Academy of Periodontology. She is a clinical instructor at the University of Toronto and practices as a periodontist and implant surgeon at Prosthodontics Associates.

Contact: pbahrami@buildyoursmile.com

Sponsor:



SHAW
Lab Group

CE Provider:



Toronto Implant Academy (TIA)
Nationally Approved PACE Program Provider for FAGD/MAGD credit.
Approval does not imply acceptance by any regulatory authority or AGD endorsement. 9-1-2022 to 8-31-2025. Provider ID# 355116

For more information visit www.palmermediagroup.com
or contact Palmeri Media Group
905.489.1970 Ext.206
events@palmeripublishing.com



www.palmermediagroup.com
905.489.1970 Ext.206
events@palmeripublishing.com

15

A-Z of Crown and Bridge Treatments

Enhance your Post and Core / Crown & Bridge skills

Summer Dates: Virtual Didactic Part 1 - June 12th, 2024 | 6.00^{pm} to 8.30^{pm}

Virtual Didactic Part 2 - June 19th, 2024 | 6.00^{pm} to 8.30^{pm}

In Person Hands-On Program - June 22nd, 2024 | 8.30^{am} to 4.30^{pm}

Shaw Lab 105 Bentworth Ave Unit 1, North York, ON M6A 1P6

\$1,799 Plus Tax

Breakfast, Lunch and
Breaks included

Virtual Didactic and Hands On Program

From Prep-Temp-Final Impression in an Hour

12 CE points / AGD Subject Code: 610



Dr. M.K. Bobby Baig B.D.S.
A.E.G.D., Cert. Prosth.,
F.R.C.D.(C)



Leonid Gurgov
CDT



Dr. Mario Rotella
F.R.C.D.(C)

Course Description:

Crown and bridge is the bread and butter of general practice and is routinely recommended for patients requiring indirect restorations. Advances in material science and CAD / CAM technologies have revolutionized and simplified the treatment procedures.

Forward thinking clinicians must negotiate this rapidly changing landscape and evaluate these new advancements that have the potential to improve and enhance the desired treatment in both interim and the final phase of treatment outcome. With such an increase in demand in procedures comes a desire to simplify the experience in regards to

- Patient management skills, treatment acceptance,
- Chair side fiber post and cores,
- Crown and bridge preparation, temporization, final impression, lab communication, occlusion, and final prosthesis.

* Please bring your loupes with you to the course

Virtual Didactic and Hands-On Objectives:

- Post and core indications and usage
- Learn efficient techniques in crown and bridge provisionalization.
- Overview of tooth preparation. Do's and Don'ts
- Pontic designs, soft tissue management, balance with pink and white esthetics.
- Crown lengthening vs gingivectomy (indications and rationale). (Restorative challenges)
- Digital and conventional impression techniques and tissue retraction.
- Shade selection, Lab scripts, lab communication,
- Ceramic selection
- Cements and cementation techniques.

Hands-On:

- Chair side post preparation in endodontic treated teeth and fiber post cementation.
- Core build up.
- Single crown and 3 unit FPD
 - Tooth preparation:
 - Impression (Digital and conventional) (3 Shape)
 - Soft tissue management.
 - Temporization.
 - Lab communication (lab scripts, material selection)

Material and hands-on suppliers and sponsors



CE Provider



Toronto Implant Academy (TIA)
Nationally Approved PACE Program Provider for FAGD/MAGD credit. Approval does not imply acceptance by any regulatory authority or AGD endorsement.
9-1-2022 to 8-31-2025.
Provider ID# 355116

For more information visit
www.palmermediagroup.com
or contact Palmeri Media Group
905.489.1970 Ext.206
events@palmeripublishing.com



www.palmermediagroup.com
905.489.1970 Ext.206
events@palmeripublishing.com

16

STRUGGLING WITH BONE GRAFTING?

A Simplified 3 Step Approach to Predictable GBR

June 21st, 2024

9:00 AM - 5:00 PM

Location: Shaw Lab

(105 Bentworth Ave Unit 1,
North York, ON M6A 1P6)



Dr. Azeem Sheikh DDS

\$2,495 + HST

7 CE Credits

AGD Subject Code: 690

- Hate using membranes?
 - Site opening up prematurely?
 - What is the “dreaded” Periosteal Release?
 - Bone graft failing?
- **STEP 1:**
Platelet Rich Fibrin and sticky bone
- **STEP 2:**
Flap Management - Periosteal Release and Suturing
- **STEP 3:**
Implant Placement with simultaneous GBR

Participants will learn the concepts of Guided bone regeneration using a simplified 3 step approach in order to attain a predictable result.

A step by step protocol will be reviewed for treatment planning and execution which will cover flap design, grafting methods and materials, stabilization of the graft material and finally closure of the site to ensure treatment success. Case examples will be utilized to further demonstrate these concepts and fundamentals.

Sponsored By



Toronto Implant Academy (TIA)
Nationally Approved PACE Program Provider for FAGD/MAGD credit. Approval does not imply acceptance by any regulatory authority or AGD endorsement.
9-1-2022 to 8-31-2025.
Provider ID# 353116

For more information visit
www.palmermediagroup.com
or contact Palmeri Media Group
905.489.1970 Ext.206
events@palmerpublishing.com



www.palmermediagroup.com
905.489.1970 Ext.206
events@palmerpublishing.com

17

Platelet Rich Fibrin;

\$539+Tax

Applications For Surgery, Hair Growth And Esthetics

A Full Protocol Lecture And Workshop Course

October 25th, 2024

Location: **Toronto Congress Centre**

650 Dixon Rd, Etobicoke, ON M9W 1J1

9AM - 4PM ; 3 hours Lecture, 3 hours Hands-On.

Breakfast, Break and Lunch included

AGD Subject Code: 690

6 CE Credits

Benefits of using PRF in wound healing:

Platelet-rich fibrin is a second generation platelet concentrate which can enhance both soft and hard tissue healing. Its advantages over platelet-rich plasma include ease of preparation, ease of application, minimal expense, and lack of biochemical modification (no bovine thrombin or anticoagulant is required). This considerably reduces the biochemical handling of blood as well as risks associated with the use of bovine-derived thrombin. PRF also contains physiologically available thrombin that results in slow polymerization of fibrinogen into fibrin which results in a physiologic architecture that is favorable to wound healing.

- Better Healing.
- Predictable grafting.
- Subjectively less pain.

Course Objectives:

This lecture workshop will introduce the participant to the realm of PRF and how they can use it in practice to improve surgical outcomes, promote hair regeneration and provide facial esthetic solutions. The key is REGENERATION!

Course Outline:

- History of blood-based biologics and their use in dentistry.
- What is PRF?
- Lecture about Dr. Choukroun and PRF.
- Clinical Applications; Basic & Advanced.
- Lecture about phlebotomy techniques.
- Hands-on component to train the dentist and his/her staff- on collection of blood and manufacturing PRF.
- Live demonstration of venipuncture prior to practicing the learned skills on your colleagues.



Dr. Waji Khan

Dr. Khan grew up in Scarborough, Ontario. After graduating from high school he attended the University of Toronto, Trinity College and graduated with a Bachelor of Science with High Distinction in 1997. He then attended The University of Toronto Faculty of Dentistry and graduated with his Doctor of Dental Surgery in 2001. Dr. Khan served as a dental officer in the Canadian Forces from 1998-2007. Dr. Khan began practicing dentistry in Halifax, Nova Scotia with the Canadian Forces. In the CF he learned a lot through mentorship with dental specialists and advanced dental training courses. After a ten year career in the Canadian Forces, he then moved to Kingston with his wife and life partner Dr. Sohela Vaid in 2007 to pursue studies in Medicine and practice Dentistry.

Sponsors:



CE Provider:



Toronto Implant Academy (TIA)
Nationally Approved PACE Program Provider for FAGD/
MAGD credit. Approval does not imply acceptance by any
regulatory authority or AGD endorsement. 9-1-2022
to 8-31-2025. Provider ID# 355116

For more information visit www.palmermediagroup.com
or contact Palmeri Media Group
905.489.1970 Ext.206
events@palmeripublishing.com



www.palmermediagroup.com
905.489.1970 Ext.206
events@palmeripublishing.com

18

2024

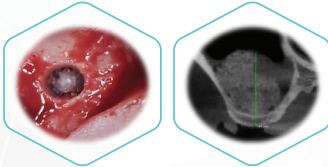
THE ULTIMATE SINUS COURSE

CRESTAL and LATERAL Sinus Lifting:
DON'T be Intimidated anymore!

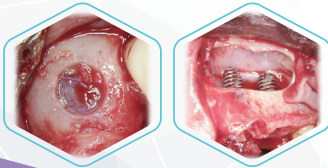
- Are you SCARED of the sinus?
- Worried about perforating the membrane?
- Not getting the results you want?

A pneumatized sinus can create a challenging situation for many dental implant practitioners. This presentation will focus on utilizing SAFE and INNOVATIVE techniques for PREDICTABLE indirect and direct sinus lifting. Careful evaluation and execution for both approaches will be reviewed in detail during this program, along with management of complications. Participants will then perform both techniques hands-on using sinus simulated models.

CRESTAL: CAS-kit



LATERAL: LAS-kit and Piezosurgery



Dr. Azeem Sheikh DDS

November 1st, 2024

9:00 AM - 5:00 PM

Location: Hiossen Implant Canada - Toronto

25 Royal Crest Ct Unit 205, Markham, ON L3R 9X4

7 CE Credits | AGD Subject Code: 690

\$2,195 + HST

Sponsored By



Ontario Dental
Implant Network



SHAW
Lab Group



CE Provider



PACE
ACADEMY OF
GENERAL DENTISTRY
FOR CONTINUING
EDUCATION

Toronto Implant Academy (TIA)
Nationally Approved PACE Program Provider for FAGD/MAGD credit. Approval
does not imply acceptance by any regulatory authority or AGD endorsement.
9-1-2022 to 8-31-2025.
Provider ID# 355116

For more information visit
www.palmermediagroup.com
or contact Palmeri Media Group
905.489.1970 Ext.206
events@palmeripublishing.com



www.palmermediagroup.com
905.489.1970 Ext.206
events@palmeripublishing.com

19

CE4GPS 2024 COURSES

Course name: _____

Date: _____

To Register

Online visit: www.palmermediagroup.com/ce4gps

Fax Form to: (905) 489-1971

Email Form to: events@palmeripublishing.com
seminars@palmeripublishing.com

Mail Form to: Palmeri Publishing Inc.
35-145 Royal Crest Court, Markham ON L3R 9Z4

Call: (905) 489-1970 ext. 206/207 or 1-866-581-8949 ext. 206/207

Registrant information:

First Name: Dr. _____

Last Name: _____

Company: _____

Address: _____

City: _____ Prov.: _____ Postal Code: _____

Phone: _____ Fax: _____

Cell Phone: _____

Email: _____

Please note that by giving us your email, you are giving Palmeri Publishing Inc., permission to send you emails/GEM's. We respect your privacy and you can unsubscribe from our emails at anytime.

Are you an AGD Member? Yes No

Membership # _____

Payment Information:

VISA MasterCard Amex Cheque (*Please endorse cheques to Palmeri Publishing Inc.)

Amount Authorized: _____

Card Number: _____

Exp. Date: _____ CVV/V no _____

Card Holder Name: _____

Signature: _____

Cancellation/Refund Policy:

Palmeri Media Group (PMG) reserves the right to cancel this course at any time. In such cases a full refund will be provided to each participant. Costs incurred for travel and hotel accommodations remain the responsibility of each participant. This program is approved by the Academy of General Dentistry and PACE (Program provider: Toronto Implant Academy). PMG does not necessarily support or condone all the information that is presented in this program. The PMG reserves the right to limit registration. You should send PMG a written letter via email or mail, in the event that you want to cancel your attendance or transfer your application.

Cancellation/Refund Policy prior to course date:

- 61 days and over: Refund less \$200.00 admin fee for course over \$700, \$100 fee for course under \$700, 31 – 60 days: NO refund, but allowed a ONE-TIME carry over/transfer of course to another course without penalty and/or admin fee (carry over should be in the next available course; or same course the following year)
- 0 – 30 days: NO refund, NO carry over of course

*Refund policy is different for Dr. Gaum Courses. For additional info, please refer to www.drarrygaum.com

I accept the Cancellation/Refund Policy