



CE 4 GPs 2025



CE Provider:



PACE
ACADEMY of
GENERAL DENTISTRY
PROGRAM APPROVAL
FOR CONTINUING
EDUCATION

Toronto Implant Academy (TIA)
Nationally Approved PACE Program Provider for FAGD/MAGD credit.
Approval does not imply acceptance by any regulatory authority or AGD
endorsement. 9-1-2025 to 8-31-2029.
Provider ID# 355116

Organized by:



For more information visit PalmeriMediaGroup.com
or contact Palmeri Media Group at 905.489.1970 Ext.206
Email: Events@PalmeriPublishing.com

At PMG, we've worked hard to develop a variety of courses and programs to fit everyone's needs. Whether you want to improve existing skills or expand your horizons, you've come to the right place.

Check out our course schedule to see what we have to offer, or contact us today for more information.

Dentists at the Oral Surgery Course



Save the dates for
SPECTRUM DAYS 2025

SPECTRUM DAY
CALGARY
JUNE 14

SPECTRUM DAY
VANCOUVER
OCTOBER 4

SPECTRUM DAY
MONTRÉAL
OCTOBER 25

SPECTRUM DAY
TORONTO
NOVEMBER 7



LIP DESIGN & ENHANCEMENT;

A Comprehensive Masterclass for Dentists



Course Instructor:
DR. AMIR ROUZATI

Dr. Amir Rouzati is a pioneer in the field of aesthetic medicine in Toronto. With over two decades of experience, he has established himself as a leading provider of top-tier training for professionals in the medical aesthetics industry. His courses draw students from across the globe, and he boasts over 500+ certified graduates. Dr. Rouzati's profound expertise ensures that participants in his courses receive a comprehensive and captivating learning experience, grounded in proven techniques and cutting-edge industry best practices. Dr. Rouzati is widely recognized as an expert and a key opinion leader in the field. Numerous medical professionals from Canada and the United States have successfully completed his Botox and Fillers Training Course. His contributions have significantly influenced the growth and advancement of the Botox Training industry in both countries.

Location:

Skin Beauty MD 100 Steeles Ave W.,
Unit 34C Thornhill, ON L4J 7Y1

Course Objectives:

- Understand lip anatomy & vascular considerations.
- Master lip augmentation techniques using Dermal Fillers
- Identify & manage complications
- Develop an aesthetic eye for personalized treatments
- Improve communication with patients on treatment options

- Breakfast, Lunch and Breaks are included
- 7 CE Credits
- AGD Subject Code: 780
- 9.00am - 5.00pm
- Lecture & Hands-on

**SUNDAY
JUNE 8
2025**

\$3490 + HST

INSTALLMENT OPTION: Just pay \$990 deposit today, and pay
the rest of the balance 1 month before the course,
i.e. 9th May, 2025



SCAN ME
to Register

PalmeriMediaGroup.com
905.489.1970 Ext.206
Events@PalmeriPublishing.com

3

BOTOX IN DENTISTRY

A Concise Hands-on BOTOX COSMETIC® Course for Dentists with Dr. Amir Rouzati MD

The course complies with RCDSDO Training Guidelines and features hands-on on live patient injections by the attendees

\$3,150 ^{+ HST} *Breakfast, Lunch and Breaks are included*



Dr. Amir Rouzati is a pioneer in the field of aesthetic medicine in Toronto. With over two decades of experience, he has established himself as a leading provider of top-tier training for professionals in the medical aesthetics industry. His courses draw students from across the globe, and he boasts over 500+ certified graduates. Dr. Rouzati's profound

expertise ensures that participants in his courses receive a comprehensive and captivating learning experience, grounded in proven techniques and cutting-edge industry best practices.

Dr. Rouzati is widely recognized as an expert and a key opinion leader in the field. Numerous medical professionals from Canada and the United States have successfully completed his Botox and Fillers Training Course. His contributions have significantly influenced the growth and advancement of the Botox Training industry in both countries.

Course Objectives & Focus Areas:

- TMJ
- Gummy Smile
- Perioral Lines

This course is unique in that it will be taught in very small group format, at Dr. Rouzati's Clinic in Toronto, with an Extra Hands-On Patient Model Injections Experience for the Trainees.

The BOTOX Hands-on training for Dental Indications includes:

- a pre-course on-line training
- in-person hands-on training on models
- post-course support

Spring 2025

Sunday April 13th

Location: **Skin Beauty MD**

100 Steeles Ave W, Unit 34C

Thornhill, ON L4J 7Y1

7 CE Credits

AGD Subject Code: **780**

9.00am - 5.00pm

Lecture & Hands-on

**Limited
Attendance**



SCAN ME
to Register

PalmeriMediaGroup.com
905.489.1970 Ext.206
Events@PalmeriPublishing.com

4

DENTAL OFFICE MANAGEMENT

6 BOOT CAMPS FOR YOUR CLINIC'S SUCCESS

\$549^{+HST}
per boot camp

These Boot Camps are relevant to Office Managers, Owners, Dentists, Hygienists, Potential Owners, Potential Office Managers, and all Team members who wish to understand Dental Office Management better.



Tala Batarseh
Dental Practice Consultant

2025

Boot Camp #1: 29th March (Webinar)
Management in the Dental Office

Boot Camp #2: 26th April (Webinar)
Communication

Boot Camp #3: 24th May (Webinar)
VIP Patient Experience

Boot Camp #4: 7th June (Webinar)
Human Resources

Boot Camp #5: 28th June (Webinar)
Technology Today

Boot Camp #6: 5th July (Webinar)
Sales in a Dental Setting

CE: 6 CE Credits per Boot Camp

AGD Subject Code: 550

Time: July 5 - 9:00am - 3:00pm



SCAN ME
to Register

Oral Moderate Sedation Refresher Course

7 CE as
required
by the
RCDSO

Date : 19th September, 2025 (8:30am - 4:30pm)

Cost : \$699.00 + HST

(Includes breakfast, breaks and lunch, free parking)

Location : Shaw Lab

(105 Bentworth Ave Unit 1, North York, ON M6A 1P6)

AGD Subject Code : 340

Description: This course will review various topics related to oral moderate sedation in dentistry. We will review the new sedation standards of the Royal College of Dental Surgeons of Ontario (RCDSO), as well as patient assessment, patient monitoring, as well as the pharmacology of relevant medications used in sedation and dentistry. We will also outline the indications of sedation and anaesthesia in dentistry, cardiovascular and respiratory physiology, as well as medical emergency management in the dental office.

- Learning Objectives:** After attending this seminar, participants will have the knowledge to
- Appreciate that sedation and anaesthesia is a continuum
 - Appreciate the new changes to the RCDSO Standard of Practice in the "Use of Sedation and General Anaesthesia in the Dental Office."
 - Be familiar with patient monitoring and patient assessment for oral moderate sedation
 - Appreciate basic cardiovascular and respiratory physiology
 - Be familiar with sedative medications used in dentistry, in particular nitrous oxide and benzodiazepines
 - Be familiar with local anaesthetic pharmacology and safety
 - Manage medical emergencies in the dental office

Presented by:
Dr. Soheil Khojasteh

Dr. Soheil Khojasteh obtained his Bachelor of Health Sciences at McMaster University in 2010, and then he went on to complete his Doctor of Dental Surgery degree at the University of Toronto in 2014. After dental school, Soheil enrolled in the dental anaesthesiology specialty program at the University of Toronto, Faculty of Dentistry.

Soheil is a specialist in dental anaesthesia and a Diplomate of the American Dental Board of Anaesthesia. He is the immediate past President of the Ontario Dental Society of Anaesthesiology, and the current Vice President of the Canadian Academy of Dental Anaesthesiologists. He is a clinical instructor at the University of Toronto, Faculty of Dentistry, in the Department of Anaesthesia, and he has presented to his colleagues in anaesthesia and dentistry at numerous conferences. Soheil currently practices the Procedural Team Anaesthesia model, in which he provides comprehensive dental treatment to his patients under general anaesthesia and deep sedation.

CE Provider:



Toronto Implant Academy (TIA)
Nationally Approved PACE Program Provider
for FAGD/MAGD credit. Approval does not
imply acceptance by any regulatory authority
or AGD endorsement. 9-1-2025 to 8-31-2029.
Provider ID# 355116



For more information visit www.palmerimediagroup.com
or contact Palmeri Media Group
905.489.1970 Ext.206
events@palmeripublishing.com

Sponsor:



SCAN ME
to Register

6

PalmeriMediaGroup.com
905.489.1970 Ext.206
Events@PalmeriPublishing.com

IMPLANT LOCATOR OVERDENTURES

Provide your patients
LIFE CHANGING
stability and function

Dr. Azeem Sheikh DDS

Andriy Khomyn RDT, DD

Date: September 20, 2025

9:00 AM - 5:00 PM

Location: Hiossen Implant Canada - Toronto
25 Royal Crest Ct Unit 205, Markham, ON L3R 9X4

7 CE Credits | AGD Subject Code: 690

\$1,899 + HST

- Are your patients suffering with loose dentures?
- Scared of AOX, but wanting to get into full arch therapy?
- Extracting teeth and WAITING?? Perform IMMEDIATE implants!
- Implant LOCATOR OVERDENTURES is the place to START!

About the Course

Whether it is an edentulous patient that is suffering with loose dentures and sore spots, or a patient that is in a position where they have to lose some or all of their teeth, implant locator overdentures can be a very costeffective and stable solution that can help improve their overall stability and function. This program will focus on both surgical and prosthetic planning and execution for both the already edentulous patient, and immediate implants for the patient requiring tooth extractions. Participants will practice flap design, implant placement, locator insertion and torquing along with full site suturing hands-on using simulated models. They will also perform the prosthetic component including denture preparation and pickup of locator housings ensuring an optimal result for the patient.

Sponsored By

HTEck
Your Partner in Dentistry

Ontario Dental
Implant Network

SWISS NT METALS INC.

SHAW
Lab Group

HIOSSEN
IMPLANT



SCAN ME
to Register

PalmeriMediaGroup.com
905.489.1970 Ext.206
Events@PalmeriPublishing.com

7



Presented By:

**Dr. Lawrence
Gaum**

DDS, FADSA, FICD, FADI
Diplomate: National Dental
Board Of Anesthesiology



\$3150+tax
AGD Subject Code: 310
21 CE

**ALWAYS
IMITATED
NEVER
DUPLICATED**

The Most Comprehensive ORAL SURGERY & 3RD MOLAR EXTRACTION Course for the GPs

A 3 Day Hands-On Seminar

2025 Dates

January 24-26
Toronto, ON

June 13-15
Calgary, AB

September 26-28
Ottawa, ON

April 25-27
Toronto, ON

July 11-13
Niagara on the lake, ON

October 24-26
Toronto, ON

Over
8000
Dentists have
taken this
Course!

**NEW
FREE**



- 1C Coupland Gouge Elevator & Crane Pick Elevator
- Oral Surgery Textbook for the General Dentists - 2nd Edition
- Just Wisdom Textbook - 2nd Edition
- Oral Surgery Videos USB
- Course Manual

**COURSE
MATERIAL
INCLUDE:**

Such an informative common sense approach to surgical procedures; so many "Pearls" to start using everyday in all aspects of dentistry! Loved it!

Dr. Liz Hanna | October 2024

Dr. Gaum's stories and life lessons were very entertaining in addition to the fantastic course.

Dr. S Liu | October 2024



**SCAN ME
to Register**

8

2-Day Live Oral Surgery Course with Patients

Unique hands-on course allows the GP to
perform 3rd molar extractions confidently

22nd - 23rd November, 2025

CA \$5,125 + tax

****Limited Attendance****



Dr. Lawrence Gaum
DDS, FADSA, FICD, FADI
Diplomat: National Dental Board Of Anesthesiology

Eligibility:

Registrants must have previously completed Oral Surgery For The GP: 3 Day Hands-On Seminar with Dr. Gaum.

Participants must send us a copy of a valid dental license & a copy of the declaration page of malpractice insurance.



P.A.C.E

2300 Yonge St. #905,
Toronto, ON, M4P 1E4



7:30am - 8:00am

Registration & Breakfast

8:00am - 9:00am

Lecture

9:00am - 4:00pm

Clinic



FOR MORE INFORMATION:

events@palmeripublishing.com

Toll Free 1.866.581.8949 ext. 206

TO REGISTER ONLINE PLEASE VISIT:

www.drlarrygaum.com



When back in your office, you will
expertly perform oral surgery and
will be able to increase your revenue



Each participant will receive a
certificate awarding 14 CE Hours
from TIA (AGD Subject Code: 310)



Dr. Gaum and the Toronto Implant
Academy faculty will mentor and
supervise you.

PalmeriMediaGroup.com
905.489.1970 Ext.206
Events@PalmeriPublishing.com



SCAN ME
to Register

9

Platelet Rich Fibrin;

Applications For Surgery, Hair Growth And Esthetics

A Full Protocol Lecture And Workshop Course



Dr. Waji Khan

October 3rd, 2025

Location: C.E.P Dental Education Centre Unit
210,145 Renfrew Dr. Markham ON, L3R 9R6

9AM – 4PM ; 3 hours Lecture, 3 hours Hands-On

\$539^{+tax}

Breakfast, Break and Lunch included

AGD Subject Code: 690

6 CE Credits

Course Objectives:

This lecture workshop will introduce the participant to the realm of PRF and how they can use it in practice to improve surgical outcomes, promote hair regeneration and provide facial esthetic solutions. The key is REGENERATION!

Course Outline:

- History of blood-based biologics and their use in dentistry.
- What is PRF?
- Lecture about Dr. Choukroun and PRF.
- Clinical Applications; Basic & Advanced.
- Lecture about phlebotomy techniques.
- Hands-on component to train the dentist and his/her staff on collection of blood and manufacturing PRF.
- Live demonstration of venipuncture prior to practicing the learned skills on your colleagues.
- Lecture component on using PRF to stimulate Hair Growth and achieve Esthetics

Benefits of using PRF in wound healing:

Platelet-rich fibrin is a second generation platelet concentrate which can enhance both soft and hard tissue healing. Its advantages over platelet-rich plasma include ease of preparation, ease of application, minimal expense, and lack of biochemical modification (no bovine thrombin or anticoagulant is required). This considerably reduces the biochemical handling of blood as well as risks associated with the use of bovine-derived thrombin. PRF also contains physiologically available thrombin that results in slow polymerization of fibrinogen into fibrin which results in a physiologic architecture that is favorable to wound healing.

- Better Healing.
- Predictable grafting.
- Subjectively less pain.

About the Speaker:

Dr. Khan grew up in Scarborough, Ontario. After graduating from high school he attended the University of Toronto, Trinity College and graduated with a Bachelor of Science with High Distinction in 1997. He then attended The University of Toronto Faculty of Dentistry and graduated with his Doctor of Dental Surgery in 2001. Dr. Khan served as a dental officer in the Canadian Forces from 1998-2007. Dr. Khan began practicing dentistry in Halifax, Nova Scotia with the Canadian Forces. In the CF he learned a lot through mentorship with dental specialists and advanced dental training courses. After a ten year career in the Canadian Forces, he then moved to Kingston with his wife and life partner Dr. Sohela Vaid in 2007 to pursue studies in Medicine and practice Dentistry.

Sponsors



biohorizons
camlog



SCAN ME
to Register

PalmeriMediaGroup.com
905.489.1970 Ext.206
Events@PalmeriPublishing.com

10

MASTERING PORCELAIN VENEERS

A COMPREHENSIVE TWO-DAY HANDS-ON PROGRAM

October 10 & October 24, 2025

SHAW LAB GROUP

105 BENTWORTH AVE UNIT 1, NORTH YORK, ON M6A 1P6

\$2,699 +HST

(Includes breakfast, breaks and lunch, free parking)

AGD SUBJECT CODE: 780

12 CE
CREDITS



Presented by
Dr. Ed Philips

Dr. Philips' past appointments include Course Director for Aesthetic Dentistry at the University of Toronto, Senior Clinical Instructor for Millennium Aesthetics and author of the book "Your Guide to the Perfect Smile".

Contact: esp@smilejob.com

BOND YOUR OWN CUSTOMIZED VENEERS ON YOUR OWN PREPARED MODEL

NOW WITH A NEW COMPONENT ON HOW
TO PROMOTE VENEERS TO YOUR PATIENTS

COURSE DESCRIPTION

Although patients "request" veneers, many dentists "avoid" them. Finally, here is a comprehensive two-day program that will completely demystify this controversial and underused treatment modality.

PLACING VENEERS EVERYDAY CAN INCREASE YOUR REVENUE MORE THAN YOU THOUGHT, AS YOU WILL LEARN MUCH MORE THAN YOU WERE TAUGHT

Anyone who takes the Two-Day Veneers Course is entitled to have Dr. Philips oversee one of their Veneer Cases.

REGISTER NOW &

Receive the Book at the Course
"Your guide to the perfect smile"
by Dr. Philips



DAY 1 — CREATE VENEERS

8:30 AM- 12:00PM

- The Evolution of veneer technology
- Hands-on workshop for each participant
- Prepare the anterior maxillary 6 teeth utilizing various prep designs
- Take perfect impressions using the cordless technique of D&D

1:00PM – 3:30PM

- Identifying the Three Smile Patterns
- Temporize using the three B.S.C techniques

DAY 2 — BOND IN YOUR OWN CUSTOMIZED VENEERS

8:30 AM- 12:00PM

- Insertion checklist
- Bond in your own customized veneers

1:00PM – 3:30PM

- The Ten Artistic & Scientific Principles of Smile Design
- Rate a smile using the Modified Dental Aesthetic Index(MDAI)
- Clinical case presentation showing a variety of cases
- Conclusion Q&A Session

Note: Please bring your loupes with you to the course.

Sponsors:



SCAN ME
to Register

PalmeriMediaGroup.com
905.489.1970 Ext.206
Events@PalmeriPublishing.com

11

ENHANCE YOUR CROWN & BRIDGE SKILLS

FUNDAMENTAL PRINCIPLES OF FIXED TOOTH : SUPPORTED RESTORATIONS

DAY 1
OCTOBER 22, 2025
6pm - 9pm
\$299 + HST

DAY 2
OCTOBER 25, 2025
8:30am - 4:30pm
\$1359 + HST

DAY 1: CORE 1 LECTURE

3 (CORE 1) CE | AGD SUBJECT CODE: 610

Fixed tooth-supported restorations, such as post and cores, crowns and bridges, are designed to replace or restore damaged or missing teeth with predictable prosthesis. The fundamental principles guiding these restorations ensure their effectiveness, longevity, and comfort. The following principles will be discussed in detail.

EXPECTATIONS AND GOALS :

1. Biological Principles

- **Preservation of Tooth Structure:** maintain tooth structure for strength and vitality
- **Periodontal Health:** Precision of fit and long-term maintenance. Optimal Periodontal Health
- **Occlusal Considerations:** Restorations in harmony with natural occlusion
- **Margin Adaptation and Material Selection:** Seamless marginal adaptation

2. Mechanical Principles

- **Retention and Resistance form (RR form):** Restoration designs to meet the RR form.

3. Esthetic Principles

- **Aesthetic Integration:** Seamless integration with surrounding natural teeth in terms of color, shape, and contour.
- **Proportions and Alignment:** Attention to detail for restorations harmony and alignment with white and pink.

4. Functional and technical (Lab) Principles

- **Occlusal Harmony & Efficiency:** Effective functional guidance for predictable mutually protected occlusion.
- **Accuracy in Preparation and Ceramic selection:** Attention to detail in tooth preparation, impression for post and cores, crowns and bridges, clinical protocols for posts and crowns.
- **Proper Fabrication:** New trends in digital planning and effective lab communication.

5. Patient-Centered / Treatment Planning Principles

- **Informed Consent/Communication:** Effective patient communication. Post Treatment care.

COURSE OBJECTIVES:

1. For successful and predictable fixed tooth-supported restorations for durable, functional, and aesthetically pleasing results.
2. In depth review of biological, mechanical, occlusal and esthetic principles.
3. Critical Analysis of Do's and Don'ts for post and core, crowns and bridges.

DAY 2: LECTURE & HANDS-ON

7 (CATEGORY 2) CE | AGD SUBJECT CODE: 610

LECTURE:

1. Crown Lengthening vs gingivectomy
2. Cements and ceramics
3. Digital impressions, workflow and lab communication

HANDS-ON:

1. Chair side post preparation in endodontic treated teeth and fiber post cementation.
2. Core build up.
3. Single Crown and 3 unit FPD
 - a. Tooth preparation
 - b. Impression (Digital and conventional) (3 Shape)
 - c. Soft tissue management
 - d. Temporization
 - e. Lab communication (lab scripts, material selection)
 - f. Cements and cementation protocols

COMBO PRICE: \$1499 + HST
(INCLUDES CORE 1 + LECTURE & HANDS-ON)

Both Days will be In-Person courses held at
C.E.P

UNIT 210,145 RENFREW DR. MARKHAM ON, L3R 9R6

SPONSORS:

HiTack
Your Partner in Dentistry

PENGUIN
HEALTH

SHAW
Lab Group

**REGISTER
NOW**

Presented by:



Dr. Bobby Baig B.D.S.A.E.G.D., Cert. Prosth., F.R.C.D.(C) is Clinical Director of Prosthodontics at the University of Rochester's Eastman Institute for Oral Health and Associate Professor in General Dentistry. He is also a Clinical Instructor at Mt. Sinai Hospital, and Associate in Dentistry at the University of Toronto. A board-certified Prosthodontist in Canada, he serves as a national examiner for the NDSE and the Royal College of Dentists of Canada. Dr. Baig practices privately at Dental Specialists Group and received the 2023 Award for Excellence in Clinical Education from the University of Rochester.

Dr. Mario Rotella Cert. Prosth., F.R.C.D.(C), focuses his practice concentrating on the treatment of complex cases of aesthetic and functional rehabilitation on natural dentition and implants, with emphasis on veneers, crowns, bridges and dentures.



SCAN ME
to Register

PalmeriMediaGroup.com
905.489.1970 Ext.206
Events@PalmeriPublishing.com

12

PERIODONTICS FOR THE GP

3 Day Course with Dr. Parvaneh Bahrami

Fall: October 17-19, 2025

3 DAYS COURSE: **\$2,999** Plus HST

INDIVIDUAL COURSE DAY: **\$1,259** Plus HST

BREAKFAST, BREAK AND LUNCH INCLUDED

7 CE/DAY

AGD SUBJECT CODE: 490

LOCATION: SHAW LAB

105 Bentworth Ave Unit 1,
North York, ON M6A 1P6



MODULE 1

Day 1: Periodontal Disease

- Etiology and diagnosis procedures
- The introduction of the new classification system
- Prognosis and Treatment Plan
- Non-surgical and surgical treatment option
- Periodontal maintenance program
- The principles of functional crown lengthening

Hands-On component* :

- Review Flap and Suturing Principles
- Osseous Resective Periodontal Surgery distal wedge

MODULE 2

Day 2: Soft Tissue Grafting

- Biologic principles and Etiology
- Diagnosis: Old and New Classification
- Indications, Goals and Objectives
- Case selection and treatment plan
- Soft tissue grafting procedures (FGG, CTG)

Hands-On component* :

- Free Gingival Grafting (FGG)
- Connective Tissue Grafting (CTG)

*You are required to bring loupes and additional instruments to the course, at your own cost.

MODULE 3

Day 3: Hard Tissue Grafting

- Biologic principles
- Goals and Objectives
- Indications and Treatment Plan
- Review different types of Bone grafts and membranes
- Complications

Hands on component* :

- Socket preservation
- Guided bone regeneration for treating periodontal bony defects

THE SPEAKER

Dr. Parvaneh Bahrami obtained her Master of Science in Periodontology and Implant Surgery in 2012 from the University of Toronto.

Dr. Bahrami is board-certified in Canada and USA and a Diplomat of the American Academy of Periodontology. She is a clinical instructor at the University of Toronto and practices as a periodontist and implant surgeon at Prosthodontics Associates.

Contact: pbahrami@buildyoursmile.com

Sponsors:



SCAN ME
to Register

PalmeriMediaGroup.com
905.489.1970 Ext.206
Events@PalmeriPublishing.com

13

2025

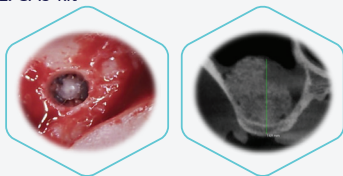
THE ULTIMATE SINUS COURSE

CRESTAL and LATERAL Sinus Lifting:
DON'T be Intimidated anymore!

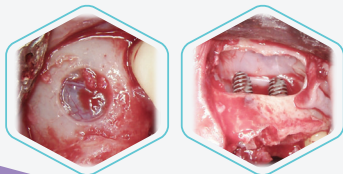
- Are you SCARED of the sinus?
- Worried about perforating the membrane?
- Not getting the results you want?

A pneumatized sinus can create a challenging situation for many dental implant practitioners. This presentation will focus on utilizing SAFE and INNOVATIVE techniques for PREDICTABLE indirect and direct sinus lifting. Careful evaluation and execution for both approaches will be reviewed in detail during this program, along with management of complications. Participants will then perform both techniques hands-on using sinus simulated models.

CRESTAL: CAS-kit



LATERAL: LAS-kit and Piezosurgery



Dr. Azeem Sheikh DDS

November 1st, 2025

9:00 AM - 5:00 PM

Location: Hiossen Implant Canada - Toronto

25 Royal Crest Ct Unit 205, Markham, ON L3R 9X4

7 CE Credits | AGD Subject Code: 690

\$2,199 + HST

Sponsored By



SCAN ME
to Register

PalmeriMediaGroup.com
905.489.1970 Ext.206
Events@PalmeriPublishing.com

14

HANDS-ON

By World-Renowned
Dr. Rick Ferguson

NOVEMBER 8TH, 2025:

3D Printing in the Dental practice – Current Applications

This course is for Dentists Level : Basic - Intermediate

Course Description:

I will present an overview of Dental 3D printing including materials, printers, types of appliances and workflows..

Course Objectives:

Upon Completion of this course, the participant should understand the current applications for 3D printing in dentistry and specifically in a clinical dental practice.

3D printing is set to revolutionize how we practice dentistry. We will discuss the variety of dental applications including surgical guides, Bite splints and nightguards, prototypes, permanent restoration such as inlays, onlays and crowns, dentures etc

Course Outline:

- Types of 3D printers including pricing and applications for each
- Hands on Surgical Guides printing
- Hands on Denture printing
- Hands on Temporary restoration printing
- Proper printer hygiene
- Hands on staining exercise

SPONSORED BY:



Dr. Rick Ferguson

Dr. Rick Ferguson has been involved in teaching implant dentistry for the last 32 years and has lectured in every major city in the United States and internationally in many countries. He has placed and restored over 10,000 dental implants and maintains a private practice with his wife Dr. Katherine Ferguson in Davie, FL emphasizing dental implants as well as a home in Vancouver BC. They also teach a live surgery course and have been attended by thousands of dentists. More recently he has been a pioneer in developing 3D printing techniques for dentistry.

\$959^{+HST}

Includes breakfast, breaks and lunch

CE Credits: 7 CE

AGD Subject code: 670

Time: 9:00AM - 5:00PM

Location: CEP

Unit 210, 145 Renfrew Dr. Markham ON, L3R 9R6



SCAN ME
to Register

PalmeriMediaGroup.com
905.489.1970 Ext.206
Events@PalmeriPublishing.com

15

FOR
THE
FIRST
TIME
EVER IN
CANADA

Hands-On Workshop

November 8th, 2025

\$1,199^{+HST}

Includes breakfast, breaks and lunch

CE Credits: 7 CE

AGD Subject Code: 490

Time: 9:00am - 5:00pm

Location: Durban Dental Lab
595a Trethewey Drive North York, ON, M6M 4B8

About The Speaker

- Board Certified Periodontist
- Clinical Assistant Professor
- Fellowship in Implantology from State Univ of New York
- Editorial member of International Journal of Esthetic Dentistry
- President and Founder of International Symposium of Complications in Implant Dentistry
- Scientific Director of Iranian Academy of Periodontology
- DentalXP Expert
- Ambassador of Digital Dentistry Society
- Master of ICOI
- Ambassador of Clean Implant Foundation
- Author of 12 books in the field of Periodontics and Implant Dentistry
- More than 250 presentations and 100 live surgeries worldwide

Dr. Omid Moghaddas

Soft Tissue Management Around Teeth And Implants


COURSE OUTLINE:

Theoretical Part:

- Surgical Principles for Soft Tissue Management around Teeth and Implants
- Rationales for soft tissue grafting
- Gingival Recessions, Etiology, Classifications
- Basic Principles of Incision in Perio-Implant Surgery
- Description of the Lingual Full Thickness Flap Dissection
- Description of the Buccal Partial Thickness Flap Dissection
- Harvesting the Palatal CTG and Sutures of the Palatal Wound
- Sutures for CTG stabilization around tooth Recession or Implant
- Coronally Advanced Flap to cover the CTG
- Soft tissue grafting around dental implants
- Contour augmentation in resorbed ridges
- Classification of soft tissue defects around implants
- Case presentations and discussions

Hands-On:

- Harvesting Free Gingival Grafts
- Harvesting Connective tissue Grafts
- Harvesting Pedicle Connective tissue Grafts
- Recipient site preparation
- Suturing and fixation of the graft
- Coronally advance flaps



POWERED BY:



bredent
ACADEMY

SPONSORED BY:

durban
dental laboratories



SCAN ME
to Register

PalmeriMediaGroup.com
905.489.1970 Ext.206
Events@PalmeriPublishing.com

16

BOTOX IN DENTISTRY PROGRAM

with Dr. Sky Naslenas

Course Outline

This course is designed to introduce dentists to the fundamental principles and practical applications of Botox in dental practice. Participants will gain comprehensive knowledge of the anatomy and physiology relevant to administering Botox injections in the orofacial region. Through interactive sessions and hands-on training with live patients, dentists will develop proficiency in patient assessment, injection techniques, and safe practices for integrating Botox treatments into their clinical services.

Course Objectives

1. Understand the pharmacology and mechanism of Botox.
2. Identify and describe the anatomical structures of the face pertinent to Botox administration.
3. Demonstrate proficiency in patient assessment and selection criteria for Botox treatment.
4. Master the techniques for administering Botox injections safely and effectively in the orofacial area.
5. Learn how to manage and minimize complications associated with Botox injections.
6. Discuss ethical and legal considerations relevant to the use of Botox in dental practice.
7. Explore the potential applications of Botox beyond cosmetic enhancements, including therapeutic uses in dentistry.

By the end of this course, participants will be equipped with the knowledge and skills necessary to confidently integrate Botox treatments into their dental practice, enhancing patient care and expanding their scope of services.



Dr. Sky Naslenas is a practicing orthodontist, educator, and innovator dedicated to advancing the science and art of facial pain management.

Price: \$2,495 + HST

(Includes Breakfast, Break and Lunch)

November 16th, 2025

Toronto, ON (TBD)

CE Credits: 7

AGD Subject Code: 780

9.00am - 5.00pm



**REGISTER
TODAY**



SCAN ME
to Register

PalmeriMediaGroup.com
905.489.1970 Ext.206
Events@PalmeriPublishing.com

17

CORE 1:

Management of Medical Emergencies in the Dental Office

Learning Objectives :

- Be able to recognize medical emergencies in the dental office
- Have the knowledge to treat common medical emergencies in the dental office
- Review methods to be able to prevent medical emergencies, wherever possible
- Review the pharmacology of emergency medications used in the dental office
- Review medical equipment used in dental emergencies in the dental office

Course Description:

The goal of this course is to provide the dental team with the knowledge to recognize and effectively treat medical emergencies in the dental office. We will review the basics of medical emergency management, and then focus on specific medical emergencies. The pharmacology of emergency medications will be reviewed, as well as medical equipment that are needed to manage certain emergencies. Furthermore, we will review common medical conditions, and discuss the prevention of medical emergencies in patients who may be medically compromised and at higher risk of certain medical events.

Upon completion of this course, participants will be able to:

- Be able to recognize medical emergencies in the dental office. • Have the knowledge to treat common medical emergencies in the dental office.
- Review methods to be able to prevent medical emergencies, in patients who may be at increased risk of certain medical events.
- Review the pharmacology of emergency medications used in the dental office. Review medical equipment used in dental emergencies in the dental office.

This course is tailored to dentists and team members



Presented by:

Dr. Soheil Khojasteh
BHSce, DDS, MSc, Diplomat ADBA

Dr. Soheil Khojasteh obtained his Bachelor of Health Sciences at McMaster University in 2010, and then he went on to complete his Doctor of Dental Surgery degree at the University of Toronto in 2014. After dental school, Soheil enrolled in the dental anaesthesiology specialty program at the University of Toronto, Faculty of Dentistry.

Soheil is a specialist in dental anaesthesia and a Diplomate of the American Dental Board of Anaesthesia. He is the immediate past President of the Ontario Dental Society of Anaesthesiology, and the current Vice President of the Canadian Academy of Dental Anaesthesiologists. He is a clinical instructor at the University of Toronto, Faculty of Dentistry, in the Department of Anaesthesia, and he has presented to his colleagues in anaesthesia and dentistry at numerous conferences. Soheil currently practices the Procedural Team Anaesthesia model, in which he provides comprehensive dental treatment to his patients under general anesthesia and deep sedation.

November 28th, 2025

\$379^{+HST}
(Includes breakfast, breaks
and lunch, free parking)

CEP Dental Education Centre
(145 Renfrew Dr #210,
Markham, ON L3R 9R6)

AGD Subject Code : 142

7 CORE 1 CE Points

8:30am - 4:30pm

**REGISTER
NOW**

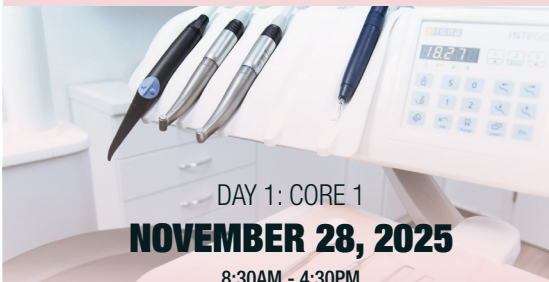


SCAN ME
to Register

PalmeriMediaGroup.com
905.489.1970 Ext.206
Events@PalmeriPublishing.com

18

CORE 1 - MANAGEMENT OF MEDICAL EMERGENCIES IN THE DENTAL OFFICE



DAY 1: CORE 1
NOVEMBER 28, 2025

8:30AM - 4:30PM
CORE 1 - 7 CE | AGD SUBJECT CODE: 142

Course Description:

The goal of this course is to provide the dental team with the knowledge to recognize and effectively treat medical emergencies in the dental office. We will review the basics of medical emergency management, and then focus on specific medical emergencies. The pharmacology of emergency medications will be reviewed, as well as medical equipment that are needed to manage certain emergencies. Furthermore, we will review common medical conditions, and discuss the prevention of medical emergencies in patients who may be medically compromised and at higher risk of certain medical events.

Learning Objectives :

- Be able to recognize medical emergencies in the dental office
- Have the knowledge to treat common medical emergencies in the dental office
- Review methods to be able to prevent medical emergencies, wherever possible
- Review the pharmacology of emergency medications used in the dental office
- Review medical equipment used in dental emergencies in the dental office

This course is tailored to dentists and team members

ORAL AND NITROUS OXIDE SEDATION IN THE DENTAL OFFICE



DAY 2 & DAY 3: LECTURE & HANDS-ON
NOVEMBER 29-30, 2025

8:30AM - 4:30PM
CATEGORY 2 - 14 CE | AGD SUBJECT CODE: 340

Course Description:

This course is designed to train dentists in minimal and moderate sedation. The course focuses on the safe and effective practices on the management of anxious dental patients, utilizing oral sedatives and nitrous oxide, or a combination of the two. We will review the pharmacology of common oral sedatives, as well as nitrous oxide. Equipment used for monitoring patients under sedation will be discussed. We will also review common medical emergencies as they relate to sedation, and how to manage them.

Learning Objectives :

- Recognize the differences between the different levels of sedation
- Appreciate that sedation and anaesthesia is a continuum
- Appreciate the RCDSO Standard of Practice in the "Use of Sedation and General Anesthesia in the Dental Office."
- Be familiar with patient monitoring and patient assessment for minimal and moderate sedation
- Be familiar with sedative medications used in dentistry, in particular nitrous oxide and benzodiazepines
- Understand the technique for providing sedation, using oral sedatives and nitrous oxide
- Briefly review parenteral sedatives in dentistry
- Have an understanding of the management of common sedation emergencies in the dental office

REGISTER NOW

\$2349^{+HST}

(INCLUDES CORE 1 + LECTURE & HANDS-ON)

ALL 3 DAYS WILL BE IN-PERSON COURSES HELD AT

CEP DENTAL EDUCATION CENTRE
145 RENFREW DR #210, MARKHAM, ON L3R 9R6

SPONSORS:



Presented by:



Dr. Soheil Khojasteh *BHSc, DDS, MSc, Diplomate ADBA* obtained his Bachelor of Health Sciences at McMaster University in 2010, and then he went on to complete his Doctor of Dental Surgery degree at the University of Toronto in 2014. After dental school, Soheil enrolled in the dental anaesthesiology specialty program at the University of Toronto, Faculty of Dentistry. Soheil is a specialist in dental anaesthesia and a Diplomate of the American Dental Board of Anaesthesia. He is the immediate past President of the Ontario Dental Society of Anaesthesiology, and the current Vice President of the Canadian Academy of Dental Anaesthesiologists. He is a clinical instructor at the University of Toronto, Faculty of Dentistry, in the Department of Anaesthesia, and he has presented to his colleagues in anaesthesia and dentistry at numerous conferences. Soheil currently practices the Procedural Team Anaesthesia model, in which he provides comprehensive dental treatment to his patients under general anesthesia and deep sedation.



SCAN ME
to Register

PalmeriMediaGroup.com
905.489.1970 Ext.206
Events@PalmeriPublishing.com

19

ONE DAY LIVE SURGERY

PERIODONTICS FOR THE GP WITH PATIENT

with Dr. Parvaneh Bahrami

Date: TBD (2025)

Price: **\$3,499** Plus HST

Breakfast, Break And Lunch Included

7 CE | AGD Subject Code: 490

7:30am - 8:00am Registration & Breakfast

8:00am - 9:00am Lecture | 9:00am - 4:00pm Clinic

Location: PACE

2300 Yonge St. #905, Toronto, ON, M4P 1E4

**3 Day Periodontics
for the GP Course
is a pre-requisite for
this Live Surgery**



PATIENT AND CASE

Attendees must bring their own patients and choose from 1 of the options listed below, and present the case with the patient history, clinical notes and x-rays to Dr. Bahrami for review and approval:

- **Functional Crown Lengthening Surgery**
- **Periodontal Resective Surgery**
- **Periodontal Regenerative Surgery**

*** To send us the case information, please email at events@palmeripublishing.com**

1 HOUR LECTURE

During 1 hour lecture prior to the surgery, the following subjects will be reviewed:

- Case selection
- Treatment plan
- Consent form
- Record keeping requirements
- Post-op instructions
- Follow up
- Maintenance

THE SPEAKER

Dr. Parvaneh Bahrami obtained her Master of Science in Periodontology and Implant Surgery in 2012 from the University of Toronto.

Dr. Bahrami is board-certified in Canada and the USA and a Diplomat of the American Academy of Periodontology. She is a clinical instructor at the University of Toronto and practices as a periodontist and implant surgeon at Prosthodontics Associates.

Contact: PBahrami@BuildYourSmile.com



**SCAN ME
to Register**

PalmeriMediaGroup.com
905.489.1970 Ext.206
Events@PalmeriPublishing.com

20

CE4GPS 2025 COURSES

Course name: _____

Date: _____

To Register

Online visit: www.palmerimediagroup.com/ce4gps

Fax Form to: (905) 489-1971

Email Form to: events@palmeripublishing.com
seminars@palmeripublishing.com

Mail Form to: Palmeri Publishing Inc.
35-145 Royal Crest Court, Markham ON L3R 9Z4

Call: (905) 489-1970 ext. 206/207 or 1-866-581-8949 ext. 206/207

Registrant information:

First Name: Dr. _____

Last Name: _____

Company: _____

Address: _____

City: _____ Prov.: _____ Postal Code: _____

Phone: _____ Fax: _____

Cell Phone: _____

Email: _____

Please note that by giving us your email, you are giving Palmeri Publishing Inc., permission to send you emails/GEM's. We respect your privacy and you can unsubscribe from our emails at anytime.

Are you an AGD Member? ☐ Yes ☐ No

Membership # _____

Payment Information:

☐ VISA ☐ MasterCard ☐ Amex

Amount Authorized: _____

Card Number: _____

Exp. Date: _____ CVV/V no _____

Card Holder Name: _____

Signature: _____

Cancellation/Refund Policy prior to course date:

- 61 days and over: Refund less \$200.00 admin fee for course over \$700, \$100 fee for course under \$700, 31 - 60 days: NO refund, but allowed a ONE-TIME carry over/transfer of course to another course without penalty and/or admin fee (carry over should be in the next available course; or same course the following year)
- 0 - 30 days: NO refund, NO carry over of course

*Refund policy is different for Oral Surgery Courses, and Perio Live Surgery Course. For additional info, please refer to individual courses.

☐ I accept the Cancellation/Refund Policy