

TIA

TORONTO IMPLANT ACADEMY

2024

10 Days 20 Lectures
30 CE CREDITS

BY WORLD RENOWN SPEAKERS

TIA Member Benefits:

- 5% Discount to the following courses offered by TIA parent company and approved provider by PMG*
- Included Core 1 Course as part of TIA Membership Plus
- Discounted SDA/DTA seminars with TIA Annual Membership
- 10% discount on website development or updates
- 10% discount on digital and printed books sold by PMG
- Up to 10% discount on graphic design, logo, flyers, printing, video production and photography

REGISTER TODAY

www.palmerimediagroup.com



Wednesday Evening sessions 6:00^{pm} – 9:00^{pm}
Friday Morning sessions 9:00^{am} – 12:00^{pm}

March Virtual		Friday, March 08, 2024
March In Person		Wednesday, March 27, 2024
April Virtual		Friday, April 26, 2024
May Virtual		Wednesday, May 22, 2024
June Virtual		Friday, June 28, 2024
September Virtual		Friday, September 06, 2024
September Virtual		Friday, September 27, 2024
October Virtual		Friday, October 11, 2024
November Virtual		Friday, November 08, 2024
November In Person		Friday, November 29, 2024



SCAN ME
for more details

PMG
Palmeri Media Group

TIA 2024 Dates

Mar
8

Dr. Ed Philips

IMPLANTS IN THE NATURAL DENTITION AESTHETIC ZONE

Dr. Parvaneh Bahrami
DDS, MSc Perio, FRCDC, ABD Dip.

SOCKET GRAFTING

Mar
27

Dr. M. K. Bobby Baig
BDS, DDS, Cert. Prosthodontist., FIADFE, FRCDC(C)

NEXUS IOS – REDEFINING FULL ARCH REHABILITATION

Dr. Soheil Khojasteh
BHSc, MSc, Diplomate ADBA

ANALGESIA AND PAIN CONTROL IN DENTISTRY

Apr
26

Dr. Mahmood Abu Ruja
DDS, PhD., MSc(Prosth), FRCDC

IMMEDIATE IMPLANT PLACEMENT AND PROVISIONALIZATION

Marc L. Ouellette
RDT

GUIDED SURGERY

May
22

Dr. Mahmood Abu Ruja
DDS, PhD., MSc(Prosth), FRCDC

UNLOCKING THE POTENTIAL OF ZIRCONIA AS A DENTAL MATERIAL IN FULL ARCH IMPLANT PROSTHESIS

Michelle Glover—DaCosta
CDA II

FINDING YOUR WORKFLOW: DIGITAL FIXED AND DIGITAL REMOVABLES

Jun
28

Dr. Michael Scherer
DMD, MS

FUNDAMENTALS OF OVERDENTURES & FULL-ARCH FIXED IMPLANTOLOGY WITH LOCATOR

Thomas E. Lee
President of Panadent Corporation

ESTHETICS & FUNCTION IN DIGITAL AND GENERAL DENTISTRY

Sep
6

Dr. Sorin Boeriu
DDS, MsD, PhD Dip Perio, FRCDC(C)

CONTEMPORARY TECHNIQUE FOR MINIMALLY INVASIVE ROOT COVERAGE PROCEDURE WITHOUT PALATAL HARVEST

Dr. Sammy Noubissi
DDS, MS

CERAMIC IMPLANTS: A NEW ERA IN IMPLANT DENTISTRY OR JUST A FAD?

Sep
27

Milan Jovanovic
RDT

IMMEDIACY IN DENTISTRY USING DIGITAL WORKFLOWS

Dr. Waji Khan
BSc, DDS, MBA, MEd

FULL ARCH GUIDED DIGITAL IMPLANT ZIRCONIA PROSTHESIS; FROM CONCEPT TO EXECUTION; A CASE REPORT

Oct
11

Dr. Larry Gaum
DDS, FADSA, FICD, FADI

REMOVING WISDOM TEETH REQUIRES A SPECIAL WISDOM ABOUT SURGICAL PROCEDURES

Dr. Elahe Behrooz
DDS, MBA, MSc(Prosth), FRCDC(C)

AESTHETICS IN PROSTHODONTICS

Nov
8

Dr. Izchak Barzilay
DDS, Cert. Prosth., MS, FRCDC(C)

IMPLANTS OF INTERESTING DESIGNS : HOW DO YOU CHOOSE THE PROPER IMPLANTS FOR YOUR PATIENTS?

Dr. Mario Rotella
DDS, Cert. Prosth., FRCDC(C)

MODERN WORKFLOW IN FULL ARCH IMPLANT RESTORATIONS

Nov
29

Dr. Sally Issa BDS, MSc, DICOI
& Dr. Romeo Paculanan DMD, MS, Cert.
Prosthodontics, FRCDC (C)

BIO-LOGICAL AND BIO MECHANICAL IMPLANTOLOGY

Dr. Moemen Metwally
DDS, FAGD, AFAAID

ADVANCED STRATEGIES FOR ATROPHIC MAXILLA: ZYGOMATIC, PTERYGOID, PALATAL, AND NASAL IMPLANTS



- 10 seminar days awarding up to 30 CE credits.
- Included Core 1 Courses as part of TIA Membership Plus.
- 5% Discount to the following CEs

TIA members may qualify for discounts on some of the courses offered by Palmeri Media Group Includes, but not limited to, courses by:

- ◆ Dr. Azeem Sheikh
- ◆ Dr. Ed Philips
- ◆ Dr. M. K. (Bobby) Baig
- ◆ Dr. Parvaneh Bahrami
- ◆ Dr. Ronny E. Dagher
- ◆ Dr. Sorin Boeriu
- ◆ Dr. Scott Parker
- ◆ Dr. Robert Convissar
- ◆ Dr. Amir Rouzati
- ◆ Dr. Soheil Khojasteh
- ◆ Dr. Waji Khan

MEMBERSHIP BENEFITS



www.palmerimediagroup.com

Toll Free: 1.866.581.8949 ext. 206/207

Email: seminars@palmeripublishing.com

events@palmeripublishing.com

Toronto Implant Academy Member Benefits:

- 10 seminar days, 20 lectures awarding up to 30 CE credits
- 5% Discount on CE courses offered by Palmeri Media Group
- Includes one Core 1 Course as part of TIA Membership Plus
- Free participation in SDA/DTA seminars with TIA Annual Membership
- Participants will receive a certificate of attendance after each TIA Session
- 10% discount on website development or updates
- 10% discount on digital and printed books sold by PMG
- Up to 10% discount on graphic design, logo, and flyer creation



Toronto Implant Academy (TIA)
Nationally Approved PACE Program Provider for FAGD/
MAGD credit. Approval does not imply acceptance by
any regulatory authority or AGD endorsement. 9-1-
2022 to 8-31-2025.
Provider ID# 355116



Friday March 8, 2024

{ Lecture 9:00am ~ 10:30am | 1.5 CE Points }

Dr. Ed Philips

IMPLANTS IN THE NATURAL DENTITION AESTHETIC ZONE

AGD Subject Code: 690

Description:

The inclusion of a single implant into the aesthetic zone poses one of the most challenging parameters facing dentists. Multiple case presentations and guidelines will be presented.

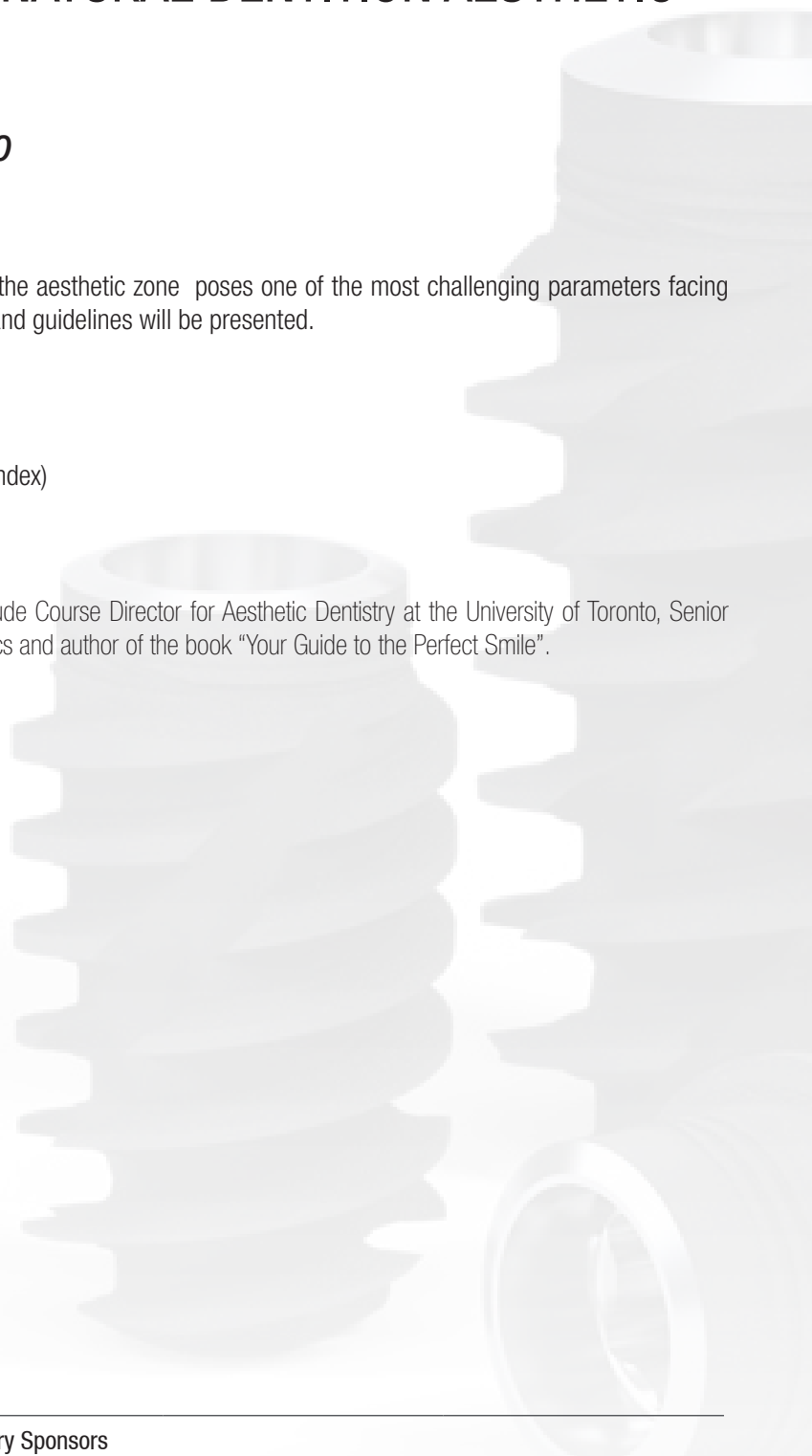


Virtual Meeting

- Defining success
- Managing space
- MDAI (modified dental aesthetic Index)

Bio:

Dr. Ed Philips' past appointments include Course Director for Aesthetic Dentistry at the University of Toronto, Senior Clinical Instructor for Millennium Aesthetics and author of the book "Your Guide to the Perfect Smile".




Primary Sponsor/s:

Secondary Sponsors



SHAW
Lab Group



Dr. Parvaneh Bahrami
DDS, MSc Perio, FRCDC,
ABD Dip.

SOCKET GRAFTING

AGD Subject Code: 490

Description:

- Biologic principles and indications
- Review different types of Bone grafts and membranes
- Possible complications

Bio:

Dr. Parvaneh Bahrami obtained her Master of Science in Periodontology and Implant Surgery in 2012 from the University of Toronto. Dr. Bahrami is board-certified in Canada and USA and a Diplomat of the American Academy of Periodontology. She is a clinical instructor at the University of Toronto and practices as a periodontist and implant surgeon at Prosthodontics Associates.



Virtual Meeting

Primary Sponsor/s:



SHAW
Lab Group

Secondary Sponsors



Wednesday March 27, 2024

{ Lecture 6:00pm ~ 7:30pm | 1.5 CE Points }

- 5:30pm - 6:00pm: Registration and Dinner
- Break: 7:30pm - 7:45pm

NEXUS IOS – REDEFINING FULL ARCH REHABILITATION

Dr. M.K. (Bobby) Baig
 BDS, DDS, Cert.
 Prosthodontist., FIADFE,
 FRCD(C)

AGD Subject Code: 690

Description:

Lecture will focus on demystifying full arch restoration using intraoral scanner and innovative and patented scan gauge technology from Nexus iOS. While there are numerous systems on the market Nexus iOS is the only system that is truly digital from end to end. Learn about tools for data collection, analysis and laboratory's role in the workflow. Dr Baig will share series of clinical cases and his personal journey of trying find a more efficient workflow for full arch restoration.



In-Person Meeting

Bio:

Dr. M.K. Bobby Baig received his dental degree from Gulbarga University, India in 1997. He has completed his residency at Government Dental College and Hospital in Hyderabad India.

Dr. Baig completed Advance Education in General Dentistry program and Graduate program in Prosthodontics at Eastman Institute for Oral Health, University of Rochester New York state USA.

Dr. Baig is the Clinical Director Of Prosthodontics and Associate Professor in the Department of General Dentistry, at University of Rochester, Eastman Institute for Oral Health, Rochester New York, USA. He also works as a Clinical Instructor in Prosthodontics in Mt Sinai Hospital, and Associate In Dentistry at University of Toronto Faculty of Dentistry, Toronto, Canada, and private practice at Dental Specialists Group, Woodbridge and Prosthodontic Associates, Toronto in Ontario.

Dr. Baig is a board-certified Prosthodontist in Canada and serves as a national examiner for NDSE National Dental Specialty Examination board of Canada; the licensing exam to be a prosthodontist in Canada, and national examiner for Prosthodontics Fellowship F.R.C.D.(C) administered by Royal College of Dentist of Canada.

Dr. Baig was awarded the **Part time faculty Award for Excellence in Teaching by the University of Rochester, NY, USA for the year 2019**, Dr. Baig received **Fellowship Award at the International Academy for Dental Facial Esthetics (FIADFE), Nov 2021** . Manhattan New York City.

Dr Baig also received an **Award for Excellence in Clinical Education** from **Department of AEGD, University of Rochester.**, Eastman Institute for Oral Health in **June 2023**.

Dr. Baig has published numerous articles in peer reviewed journals and holds special interest in aesthetics and implant dentistry, Reconstructive Fixed and Removable Prosthodontics, Dental Ceramics and smile makeover procedures, advancements in digital dentistry. Dr. Baig lectured extensively to dental study clubs and professional organizations across North America and Southeast Asia.

Primary Sponsor/s:

Secondary Sponsors



- 5:30pm - 6:00pm: Registration and Dinner
- Break: 7:30pm - 7:45pm



Dr. Soheil Khojasteh
*BHSc, MSc, Diplomate
ADBA*

ANALGESIA AND PAIN CONTROL IN DENTISTRY

AGD Subject Code: 340

Description:

After attending this seminar, participants will have the knowledge to

- Have an understanding of basic pain physiology
- Be familiar with the pharmacology of analgesic medications used in dentistry
- Utilize an algorithm to manage acute dental pain
- Calculate the maximum dose of local anesthetics used in dentistry

Bio:

Dr. Soheil Khojasteh obtained his Bachelor of Health Sciences at McMaster University in 2010, and then he went on to complete his Doctor of Dental Surgery degree at the University of Toronto in 2014. After dental school, Soheil enrolled in the dental anaesthesiology specialty program at the University of Toronto, Faculty of Dentistry.

Soheil is a specialist in dental anaesthesia and a diplomate of the American Dental Board of Anaesthesia. He is the immediate past President of the Ontario Dental Society of Anaesthesiology, and the current Vice President of the Canadian Academy of Dental Anaesthesiologists. He is a clinical instructor at the University of Toronto, Faculty of Dentistry, in the Department of Anaesthesia, and he has presented to his colleagues in anaesthesia and dentistry at numerous conferences. Soheil currently practices the Procedural Team Anaesthesia model, in which he provides comprehensive dental treatment to his patients under general anesthesia and deep sedation.

When he is not in the office, Soheil most enjoys spending time with his wife, Dr. Monica Pulec, and their two sons, Kian and Noah. His favourite activities include cooking for his family, reading with his children, and cycling the beautiful roads of Ontario.



In-Person Meeting

Location:
**C.E.P Dental Education
Centre**
Unit 210, 145 Renfrew
Dr. Markham ON,
L3R 9R6

Primary Sponsor/s:

Secondary Sponsors





IMMEDIATE IMPLANT PLACEMENT AND PROVISIONALIZATION

Dr. Mahmood Abu Ruja
DDS, PhD.,
MSc(Prosthodontics), FRCDC

AGD Subject Code: 690

Description:

In spite of the high success rates achieved with osseointegrated implants, achieving an optimal gingival esthetics around implants is a challenge. Immediate implant placement and provisionalization were utilized in the to preserve the existing soft and hard tissues, as well as to optimize the aesthetic outcome. However, many factors may influence the esthetic success and complicate such treatment.



Virtual Meeting

Course Objectives:

- Review the best available evidence related to Immediate implant placement and provisionalization
- Discuss factors influence a successful outcome
- Clinical protocol for immediate implant placement
- Step by step provisionalization procedure

Bio:

Dr. Mahmood Abu Ruja is a clinician-scientist in the field of Prosthodontics, with over 10 years of experience as a clinician and a lecturer in Prosthodontics. He received his dental degree from The University of Jordan in 2006. He completed his MSc in Prosthodontics and Ph.D. in Dental materials at the Faculty of Dentistry, University of Toronto. Dr. Abu Ruja's research explored topics related to dental materials, Zirconia bonding and surface treatment, and complications of dental implants. He received many national and international awards for his research. Dr. Abu Ruja is currently an instructor in Prosthodontics at the University of Toronto and maintains a private practice limited to Prosthodontics. He enjoys spending his free time with family and friends.

Primary Sponsor/s:

Secondary Sponsors





Marc L. Ouellette
RDT

GUIDED SURGERY

AGD Subject Code: 690

Description:

We will examine the key principles and advancements in surgical dental treatment planning. From stackable guides to single implant guides, we'll dissect the nuances that elevate accuracy and efficiency. Join us as we unravel the core tenets of guided surgery and explore the principles that shape the landscape of guided surgery today.

Bio:

Marc L. Ouellette is a dental technology veteran with an illustrious 30-year career. He is renowned for his expertise in coDiagnostix, a software tool for precise guided surgery, and for his 16-year tenure at Straumann, where he contributed to the advancement and education of dental professionals as a Technical Trainer. Marc's commitment to innovation extends to 3D printing as well. As the Chief Technical Officer of Simply Surgical Guides and Simply Nightguards, he continues to lead the industry, setting standards of excellence in surgical treatment planning and nightguard design, benefiting both professionals and patients alike.



Virtual Meeting

Primary Sponsor/s:



Secondary Sponsors





Wednesday May 22, 2024

{ Lecture 6:00pm ~ 7:30pm | 1.5 CE Points }

Dr. Mahmood Abu Ruja
DDS, PhD.,
MSc(Prosth), FRCDC

UNLOCKING THE POTENTIAL OF ZIRCONIA AS A DENTAL MATERIAL IN FULL ARCH IMPLANT PROSTHESIS

AGD Subject Code: 690



Virtual Meeting

Description:

Explore the world of Zirconia, a groundbreaking dental material, in this enlightening 1.5 lecture. We will delve into its composition, key characteristics, and its growing prominence in the dental field. Join us to understand why Zirconia is becoming the material of choice in various clinical dental applications. Additionally, we will compare the conventional method of restoring full arch implant prostheses with the innovative Nexus workflow and design, highlighting their distinctions and the advantages of embracing the Nexus approach.

Course Objectives:

- Explore Zirconia as a Dental Material: Understand the composition and key characteristics of Zirconia, shedding light on its significance in the realm of dental materials.
- Rising Popularity in Dentistry: Understand why Zirconia is swiftly becoming a favored choice in the dental field and its diverse clinical applications.
- Conventional vs. Nexus Design: Examine the traditional approach to full arch implant prosthesis restoration, comparing it with the contemporary Nexus workflow and design. Discover the differentiating features and advantages of Nexus in this context.

Bio:

Dr. Mahmood Abu Ruja is a clinician-scientist in the field of Prosthodontics, with over 10 years of experience as a clinician and a lecturer in Prosthodontics. He received his dental degree from The University of Jordan in 2006. He completed his MSc in Prosthodontics and Ph.D. in Dental materials at the Faculty of Dentistry, University of Toronto. Dr. Abu Ruja's research explored topics related to dental materials, Zirconia bonding and surface treatment, and complications of dental implants. He received many national and international awards for his research. Dr. Abu Ruja is currently an instructor in Prosthodontics at the University of Toronto and maintains a private practice limited to Prosthodontics. He enjoys spending his free time with family and friends.

Primary Sponsor/s:

Secondary Sponsors





Michelle Glover-DaCosta
CDA II

FINDING YOUR WORKFLOW: DIGITAL FIXED AND DIGITAL REMOVABLES

AGD Subject Code: 670

Description:

Digital technology has made a huge impact on the dental industry over the years. It has the potential to improve the clinical experience for both the clinician and patient, as well creating more efficient workflows for production in the lab. Digital denture workflows are versatile, with the ability to digitize any step (or maintain any conventional steps). Understanding how and when to incorporate digital steps allows the clinician to customize workflows that work for them. In this presentation we will break down the steps of the digital denture workflow - from start to finish. Fundamentals of concepts, materials, and procedures will be outlined as it pertains to the Dentsply Sirona solutions.



Virtual Meeting

Learning Objectives:

- How to combine digital and conventional steps to customize denture workflows.
- Understanding when to use 3D printing vs milling manufacturing methods.
- Learn the easiest and most innovative way to restore implants via a CAD/CAM custom abutment system from Atlantis.
- Understanding current options for denture materials for both additive and subtractive technologies.

Bio:

Michelle Glover-DaCosta graduated with honours from George Brown College as a Level II Dental Assistant. She worked as lead CEREC CDA in private practice for years where she developed her skills in the world of digital dentistry. Michelle became very passionate and well versed in CAD/CAM and the benefits it provides to the dental industry through advanced training with CEREC Doctors. This began her drive to educate and inspire others to understand the benefits of CAD/CAM both from a dental practice and laboratory workflow. In 2016 Michelle joined the dental sales industry by accepting a CEREC Representative position with Patterson Dental. It was through her passion for digital dentistry that she accepted the Lab Digital Solution Specialist position with the industries leader in CAD/CAM, Dentsply Sirona. During her time at Dentsply Sirona, she's been fortunate to help launch innovative solutions such as Primescan, Lucitone Digital Print dentures and the Primeprint Solution. She has since taken on the role of Senior CAD/CAM Territory Manager in North-East Ontario where she looks forward to sharing her knowledge and excitement for digital dentistry with clinicians and their teams.

Primary Sponsor/s:

Secondary Sponsors





Friday June 28, 2024

{ Lecture 9:00am ~ 10:30am | 1.5 CE Points }

FUNDAMENTALS OF OVERDENTURES & FULL-ARCH FIXED IMPLANTOLOGY WITH LOCATOR

Dr. Michael Scherer
DMD, MS

AGD Subject Code: 690

Description:



Virtual Meeting

This program will provide a clinically-based and systematic approach aimed at helping clinicians with treatment planning and the decision-making process for edentulous and partially edentulous patients with fixed and removable prostheses. This process requires balancing patient preferences and finances with several clinical factors. Since the choice of fixed versus removable options for both provisional and definitive prostheses is often the most difficult step in treatment planning, special attention will be given to considerations for both.

Learning Objectives:

- Understand principles, theory, and procedures of full arch restorative dentistry options
- Learn the background research and literature related to removable and fixed restorative options
- Exposure to information related to clinical techniques for removable restorations

Bio:

Dr. Michael Scherer is an Assistant Clinical Professor at Loma Linda University, a Clinical Instructor at University of Nevada – Las Vegas, and maintains a practice limited to prosthodontics and implant dentistry in Sonora, California. He is a fellow of the American College of Prosthodontists, has published articles, DVD training series, and in-person and online courses related to implant dentistry, clinical prosthodontics, and digital technology with a special emphasis on full-arch reconstruction. As an avid technology & computer hobbyist, Dr. Scherer's involvement in digital implant dentistry has led him to develop and utilize new technology with CAD/CAM surgical systems, implement interactive CBCT implant planning, and outside of the box radiographic imaging concepts. Dr. Scherer also maintains online education: Formal online courses: 1- Fast-Track Digital Dentistry & 3D Printing, 2- Fast-Track Full-Arch Reconstruction Implant Overdentures, 3- Digital Dentures and five YouTube channels: "LearnLOCATOR", "LearnLODI", "LearnSATURNO", "LearnLOCATOR F-Tx" and "The 3D Dentist" - popular YouTube channels.

Primary Sponsor/s:

Secondary Sponsors





Thomas E. Lee
President of Panadent
Corporation

ESTHETICS & FUNCTION IN DIGITAL AND GENERAL DENTISTRY

AGD Subject Code: 780

Description:

There has also been an ever-increasing interest in the functional concerns that provide stability and longevity to the beautiful restorations and treatments that dentistry produces. Although there are many excellent articulator systems on the market, approximately 90-95% of all restorations are produced on disposable articulators without a face bow because of complex, misunderstood instrumentation and time-consuming procedures. Communication of functional and esthetic parameters with the laboratory technician is critical to clinical success.

This lecture is designed to develop a better understanding and rationale for the use of an articulator and face bow. Clinical and laboratory procedures as well as diagnostic options will be presented to show how communication with the laboratory can be simply accomplished to provide patients with the ultimate in both esthetics and function. Participants will also be introduced to the PAL 2.0 digital/analog articulator system and Kois Digital Transfer Adapters for 3D digitally printed models.

Bio:

Thomas E. Lee is the President of Panadent Corporation, a company dedicated to providing quality innovative products and exceptional customer service to the dental profession since 1974. Being involved with top clinicians and the dental profession for over 40 years, Mr. Lee has lectured nationally and internationally with his extensive knowledge in articulator design and its relationship to occlusion and esthetics.



Virtual Meeting

Primary Sponsor/s:

Secondary Sponsors





Dr. Sorin Boeriu
DDS, MsD, PhD Dip
Perio, FRCD(C)

CONTEMPORARY TECHNIQUE FOR MINIMALLY INVASIVE ROOT COVERAGE PROCEDURE WITHOUT PALATAL HARVEST

AGD Subject Code: 490



Virtual Meeting

Description:

Biomaterials have progressively gained popularity in periodontics due to their advantages compared with autogenous grafts, such as unrestricted availability, avoidance of a secondary surgical site, reduction of the surgical time, and patient's preference.

Extracellular-based scaffolding technologies are effective in soft tissue augmentation at periodontal and peri-implant sites. The reduced surgical time and morbidity compared with autogenous grafts are some of the main advantages of these materials as patient preferences indicate. Acellular dermal matrix (ADM) is a soft tissue graft obtained from human skin that has undergone a decellularization process. Currently, the ADM is more routinely used for root coverage procedures and soft tissue augmentation at tooth or implant sites, particularly when avoiding a second surgical site and minimizing patient morbidity is the primary concern. According to recent systematic reviews and metanalysis, ADM is considered to be the graft substitute with the most similar outcomes to the connective tissue graft. This practical theoretical course coordinated and directed by Dr. Boeriu will be directly applicable to daily clinical practice.

Bio:

Dr. Sorin Boeriu completed the Periodontal Graduate Program at Case Western Reserve University (CWRU) School of Dental Medicine in Cleveland, Ohio and a PhD in medical sciences at the University of Medicine, Science and Technology of Targu Mures, Romania. Dr. Boeriu maintains a private practice limited to implant and periodontal surgery. He has published articles with emphasis on soft tissue grafting and periodontal/ restorative treatment of carious and non-carious cervical lesion. He is an international author & speaker. And he is a Fellow of the RCDCW, Diplomate of the International Congress of Implantologists, Member of the American Academy of Periodontology. Dr. Boeriu is the author of a two textbooks :

Periodontics in the Tradition of Bissada : Complete works as an educator, researcher and clinical practice
Clinical Periodontology and Implant Surgery : Translating fundamental questions into clinical practice
Contact : sib2@case. edu

Primary Sponsor/s:

Secondary Sponsors





Dr. Sammy Noubissi
DDS MS

CERAMIC IMPLANTS: A NEW ERA IN IMPLANT DENTISTRY OR JUST A FAD?

AGD Subject Code: 690

Description:

Functional and aesthetic replacement of dentition has long been a challenge. Dental implants have been very successful in that regard and titanium continues to be the material of choice in dental implantology. However, after more than five decades of success, there is convincing scientific and clinical evidence that titanium and its alloys are not as stable and inert in the oral environment as they were once believed to be.

After Overcoming early manufacturing challenges, design flaws and ceramic materials physical limitations, load bearing bioceramics have made significant strides and inroads in dental implantology. These ceramics are made from zirconia composites (ATZ, ZTA etc.) which have been commercially available and in clinical use for the last twenty years. They are highly biocompatible, hypoallergenic, non-toxic, and corrosion-free alternative to titanium and titanium alloys.

This presentation will cover zirconia as an implantable bioceramic material, the rationale, indications, and benefits of metal free teeth replacement. Clinical cases completed over a period of twelve years with different commercially available zirconia dental implants systems and prosthetics solutions will be presented.

Objectives:

- Understand zirconia as a bioceramic material.
- Understand and appreciate zirconia's behavior in bone and the oral environment.
- The difference between biotolerance and biocompatibility.
- Understand the role of implant materials in peri-implant health.
- Understand the limitations of ceramic implants.

Bio:

Dr. Noubissi obtained his Doctorate in Dental Surgery from Howard University in Washington DC. He applied and was selected to attend the prestigious Loma Linda University full-time Graduate Program in Implant Dentistry. There he received three years of formal training in dental implantology which culminated with a certificate in Implant Dentistry and a Master of Science in Implant Surgery. He is a clinical and experimental researcher, author and has published book chapters and articles in implant dentistry with a focus on ceramic implants in peer reviewed dental journals. He is a visiting professor at the University of Milan, adjunct professor the University of Chieti- Pescara in Italy and a visiting researcher in the ceramic materials department at INSA Lyon in France. Dr. Noubissi is the founder and current president of the International Academy of Ceramic Implantology which is an independent association focused on metal free and bioceramics in dental implantology. He is a fellow and Ambassador at the Clean Implant Foundation whose mission is to assess production quality and purity of commercially available dental implant surfaces. Dr. Noubissi has been practicing and educating dentists on metal free implantology since 2009. He has extensive experience with ceramic implants and his opinions and expertise are often sought both by clinicians and manufacturers. His practice is located in Silver Spring, Maryland USA.



Virtual Meeting

Primary Sponsor/s:

Secondary Sponsors



Friday September 27, 2024



Milan Jovanovic
RDT

IMMEDIACY IN DENTISTRY USING DIGITAL WORKFLOWS

AGD Subject Code: 690

Description:

This course will cover the use of digital workflows to achieve immediacy from simple solutions such as night guards to more complex solutions such as immediate implant solutions. It will also cover the different pathways that can be taken to achieve these results.



Virtual Meeting

Bio:

Milan Jovanovic graduated the Dental Technician program at George Brown in 2007 and became a licensed RDT in 2011 and has worked in small, mid-sized and large lab environments throughout his career. Milan spent over six years working in a GP office's on-site lab, developing his understanding of restoring prosthetics from a clinician's perspective where he developed a higher understanding of the implant cases that made up the majority of his cases. Milan has over nine years of CAD/CAM experience; more than six of which were spent learning and developing digital work flows between the lab and clinic. Milan is familiar with numerous technologies including Noble Procera, Dental Wings, Sirona Cerec, 3shape (lab and trios), and Itero. Since 2018, Milan has been working in the Lab Division of the Straumann Group.

Primary Sponsor/s:

Secondary Sponsors



SHAW
Lab Group



Dr. Waji Khan
BSc, DDS, MBA, MEd

FULL ARCH GUIDED DIGITAL IMPLANT ZIRCONIA PROSTHESIS; FROM CONCEPT TO EXECUTION; A CASE REPORT

AGD Subject Code: 690

Description:

This presentation will focus on a single case the presents seeking a fixed dental implant solution and the minimum case records which are required in order to make the case work out well. No large case comes without challenges and we will share this journey with you.



Virtual Meeting


Bio:

Dr. Waji Khan is a graduate of the University of Toronto Faculty of Dentistry (2001). Dr. Khan served as a dental officer in the Canadian Armed Forces from 1998-2007 and began his practice there. After a ten-year career in the Canadian Armed Forces, he then moved to Kingston with his wife and life partner, Dr. Sohela Vaid. Dr. Khan enjoys working in all areas of dentistry with a particular interest in cosmetic/esthetic, implant, sedation, restorative, orthodontic and surgical dentistry to improve oral health and boost confidence. He is dedicated to providing oral health care in a comfortable and welcoming environment.

Primary Sponsor/s:

Secondary Sponsors





Dr. Larry Gaum
DDS, FADSA, FICD,
FADI

REMOVING WISDOM TEETH REQUIRES A SPECIAL WISDOM ABOUT SURGICAL PROCEDURES COME AND JOIN US FOR A SPECIAL LEARNING SESSION

AGD Subject Code: 310



Virtual Meeting

Description:

This session teaches the general dentist everything of importance about surgical removal of impacted 3rd molars. You will learn a practical classification that takes the confusion out of understanding the types of wisdom teeth in the upper and lower arches. Each type will be described and the proper surgical procedures recommended for removal.

You will learn the proper instruments to use for surgery and the ones you should NOT use.

The Principle of Levers will be discussed as it applies to surgery. Knowing this alone will help you become a better surgeon.

All surgical secrets kept from you in dental school will be revealed.

Bio:

Dr. Lawrence (Larry) Gaum is an oral surgeon who maintains a private practice in Toronto, Ontario, Canada. He is a graduate of Dalhousie University Dental School in Nova Scotia, Canada. He practiced general dentistry for five years before taking his post-graduate training in Anaesthesia and Oral Surgery at the University of Pittsburgh and the Wilmington Medical Centre in Delaware. He is a former Associate Professor in Dentistry, University of Toronto, where he taught for over twenty years. He has lectured extensively throughout Canada, USA and numerous other countries, teaching his fellow dentists oral surgery, anaesthesia and pharmacology.

Primary Sponsor/s:

Secondary Sponsors





Dr. Elahe Behrooz
DDS, MBA,
MSc(Prosthodontics), FRCD(C)

AESTHETICS IN PROSTHODONTICS

AGD Subject Code: 780

Description:

One of the challenges of contemporary prosthodontics is not only to restore the patient's health, comfort and function but to do so with prostheses which are aesthetically pleasing. Achieving this goal requires acquaintance with aesthetic principles, the ability to evaluate aesthetic parameters and to detect static and dynamic aesthetic deficiencies.

Learning Objectives:

- Review of the principles for establishment of an aesthetic smile in fixed and removable prosthodontics
- Aesthetic evaluation and optimization of complex rehabilitations and implant-based care
- Prosthodontic planning for prediction and management of aesthetic challenges

Bio:

Dr. Elahe Behrooz obtained her first DDS degree in Iran and her Master of Business Administration (MBA) from the Eric Sprott School of Business, Carleton University. She obtained her second DDS degree from the University of Toronto (U of T) with honors and is a graduate of the Prosthodontic program at the U of T. She is currently involved in private practice limited to Prosthodontics and implant dentistry, is a clinical instructor at the Faculty of Dentistry, University of Toronto in the Graduate Prosthodontics department, is the chief of clinical operations of the Build Your Smile Dental Foundation (Domestic) and a clinical associate at the department of Dentistry, Mt Sinai Hospital.



Virtual Meeting

Primary Sponsor/s:

Secondary Sponsors





Dr. Izchak Barzilay
DDS, Cert. Prosth.,
MS, FRCD(C)

IMPLANTS OF INTERESTING DESIGNS HOW DO YOU CHOOSE THE PROPER IMPLANTS FOR YOUR PATIENTS?

AGD Subject Code: 690



Virtual Meeting

Description:

Dentists must assess many factors before choosing to most suitable design for optimal results. Dr. Barzilay will review these factors, so dentists can choose the most suitable dental implant for each patient, ensuring a successful and lasting tooth replacement.

Bio:

Dr. Izchak Barzilay received his DDS from the University of Toronto in 1983, a Certificate in Prosthodontics from the Eastman Dental Center in Rochester, NY in 1986, and MS from the University of Rochester in 1991. He is Head of the Division of Prosthodontics and Restorative Dentistry, Mt. Sinai Hospital, Toronto, Ont.; Head- Prosthodontics, Bridge to Health Medical and Dental; Adjunct Professor, Division of Prosthodontics of the Eastman Department of Dentistry, University of Rochester, Rochester, NY; Professor, George Brown College of Applied Arts and Technology, Toronto, ON; Associate in Dentistry, University of Toronto, Toronto, Ont.; Chief Examiner in Prosthodontics – Royal College of Dentists of Canada; Past - President of the Association of Prosthodontists of Canada: Past President - Ontario Study Club for Osseointegration.; Advisory Board - International Society for Digital Dentistry; Medical Advisory Board Member – Sjogren’s Society of Canada; Publication reviewer for Journal of Esthetic and Restorative Dentistry, and is in private practice limited to prosthodontics and implant dentistry in Toronto, Ont. He has published on various topics including immediate implants, bonding plastics to various metals and other material and implant related topics. Dr. Barzilay holds many fellowships in prestigious organizations and has been awarded multiple awards for his research and teaching accomplishments.

Primary Sponsor/s:

Secondary Sponsors



SHAW
Lab Group



Dr. Mario Rotella
DDS, Cert. Prosth.,
FRCD(C)

MODERN WORKFLOW IN FULL ARCH IMPLANT RESTORATIONS

AGD Subject Code: 690

Description:

Coming Soon

Bio:

Mario Rotella is a Fellow of the Royal College of Dentists of Canada (F.R.C.D. (C)), board certified specialist in Prosthodontics. Dr. Rotella received his Doctor of Dental Surgery from the University of Siena (Italy), where he graduated with summa cum laude.

He completed a 2-year Advance Education in General Dentistry program at the Eastman Institute for Oral Health, University of Rochester, Rochester, NY. At the same institution, he completed a 3-year Prosthodontic program and a 1-year Implant surgical fellowship. Dr. Rotella focuses his practice concentrating on the treatment of complex cases of aesthetic and functional rehabilitation on natural dentition and implants, with emphasis on veneers, crowns, bridges and dentures. Dr. Rotella's practice encompasses the traditional prosthetic procedures and the most innovative ones, with particular focus on the minimally invasive prosthetic procedures for the application of veneers, partial restorations, and all-ceramics crowns and bridges. Dr. Rotella has presented his work in several dental meetings and he has, also, published several articles in peer-reviewed journals, such as the Journal of Prosthetic Dentistry.



Virtual Meeting

Primary Sponsor/s:

Secondary Sponsors

straumanngroup

Crest + Oral-B

Orthodont

SHAW
Lab Group



Friday November 29, 2024

{ Lecture 9:00am ~ 10:30am | 1.5 CE Points }

- 8:30am - 9:00am: Registration and Breakfast
- Break: 10:30am - 10:45pm

BIO-LOGICAL AND BIO-MECHANICAL IMPLANTOLOGY

Dr. Sally Issa
BDS, MSC, DICOI

AGD Subject Code: 690

Description:

Learn Bio-Logical and Bio-Mechanical implantology using the GOLD STANDARD aerosol-free drilling technique, ensuring utmost safety. In this lecture, we will enhance our understanding of the biology of human cells by exploring GROWTH FACTORS and PLATELET CONCENTRATES, leading to increased confidence in our knowledge in this area. By understanding the biological aspect, we can enhance our outcomes by adopting advanced methods such as TRANS-MUCOSAL restoration. This technique effectively promotes the achievement of dynamic osseointegration instead of relying solely on conventional approaches, leading to greater confidence in our results.

Bio:

Dr. Sally Issa graduated in 1996 with a degree of honor in Dental Medicine and Oral Surgery. In 2013 she completed a Master of Science degree specializing in Implant Dentistry, where her research was focused on the influence of implant macro-design on the strain magnitude imparted to the bone-implant interface at the marginal bone level. Besides practicing dentistry and specializing in implants she is also an educator at ImplantsMent, an institute located in Ontario, Canada.

In 2014 she achieved Diplomate status with the International Congress of Oral Implantology. Additionally, she is actively engaged in both the Canadian Dental Association and the Ontario Dental Association. Furthermore, she is a Key Opinion Leader, for BTI Biotechnology Institute, located in Spain.

Dr. Romeo Paculan graduated from Centro Escolar University, School of Dentistry in Manila, Philippines with the degree of Doctor of Dental Medicine in 1988. He practiced general dentistry in Manila before immigrating to Canada in 1996.

After working as a dental technician for several years in Toronto, Dr. Paculan returned to school to complete a Master's Certificate in Advanced Prosthodontics from the University of Michigan, Ann Arbor in 2008. Dr. Paculan taught as a clinical lecturer at University of Michigan, School of Dentistry.

Dr. Paculan was also faculty in the Department of Prosthodontics at University of Toronto, Faculty of Dentistry, He was course director of the 3rd year undergrad Prosthodontic Course and Director of IDAPP(International Dentist Advance Placement Program) Prosthodontics. Dr. Paculan is currently giving lectures in various locations within Canada and abroad on weekends, while focusing on his work at various private clinics in Ontario during weekdays.



Dr. Romeo Paculan
DMD, MS, Cert.
Prosthodontics,
FRCD (C)



In-Person Meeting

Location:

C.E.P Dental Education Centre
Unit 210, 145 Renfrew
Dr. Markham ON,
L3R 9R6

Primary Sponsor/s:

Secondary Sponsors



- 8:30am - 9:00am: Registration and Breakfast
- Break: 10:30am - 10:45pm



Dr. Moemen Metwally
DDS, FAGD, AFAAID

ADVANCED STRATEGIES FOR ATROPHIC MAXILLA: ZYGOMATIC, PTERYGOID, PALATAL, AND NASAL IMPLANTS

AGD Subject Code: 690

Description:

This lecture provides a focused exploration of cutting-edge techniques for treating atrophic maxilla. Participants will delve into the strategic use of Zygomatic, Pterygoid, Palatal, and Nasal implants, gaining insights into surgical protocols, clinical applications, and interdisciplinary collaboration for optimal patient outcomes. Case studies will highlight successful rehabilitation in challenging scenarios, offering attendees practical knowledge for immediate implementation in their practice.



In-Person Meeting

Bio:

Dr. Metwally brings a unique perspective to oral surgery and implantology. Dr. Metwally has been in private practice since 2012 and has built a career revolving around oral surgery and implantology. His daily practice is limited to implant dentistry from single implants to full mouth rehabilitation utilizing all on x treatment. Including same day loading protocols, including the use of zygomatic and pterygoid implants. He routinely takes on difficult failures that require thinking outside the box for solutions. He has placed thousands of implants over the last decade and understands the challenges that come with difficult or failing cases.

His understanding of both restorative and surgery allows for a comprehensive approach. His ability to work with others as a team to treat large and complex treatments has allowed him to continue to grow his network of referrals. Dr. Metwally loves mentorship and looks forward to being a part of another colleague's implant journey.

Location:

**C.E.P Dental Education
Centre**
Unit 210, 145 Renfrew
Dr. Markham ON,
L3R 9R6

Primary Sponsor/s:

Secondary Sponsors



TIA 2024

Membership Form

Membership Fees

TIA Annual Membership Plus: \$999.00^{+applicable taxes}
[Includes: 20 TIA Seminars & One Core 1 Course]

Full Day Core 1 Course: \$299.00^{+applicable taxes}

Single Day Seminar **In-Person**: \$199.00^{+ applicable taxes}
[Two 90 minutes seminars]
Date: _____

Single Day Seminar **Virtual**: \$129.00^{+applicable taxes}
[Two 90 minutes seminars]
Date: _____

Membership Information

Dr. RDT. DD. Other _____

Name: _____

Company Name: _____

Address: _____

City: _____ Prov: _____ Postal Code: _____

Phone: _____ Cell: _____ Fax: _____

Email: _____

Please note that by giving us your email, you are giving Palmeri Media group Inc. permission to send you emails/CEM's. We appreciate your privacy and you can unsubscribe from our email list at anytime.

Payment Information

Cheque (Payable to Palmeri Publishing Inc.) VISA MasterCard Amex

Amount Authorized: _____

Card Holder Name: _____

Card Number: _____ Exp. Date: _____

Signature: _____ CW: _____

Fax the form completed and signed to: 905.489.1971

Mail to: Palmeri Publishing Inc. | 145 Royal crest Court, Unit 35 | Markham, ON L3R 9Z4

Disclaimer: Seminars offered by the Toronto Implant Academy do not automatically provide adequate training for participants to undertake procedures discussed. Participants are responsible for obtaining any necessary additional training. Opinions expressed do not necessarily reflect regulatory guidelines. Where a participant misses a seminar, no refunds or transfers are applicable. Membership costs are not refundable under any circumstances. The organisers reserve the right to change the Academy program at any time.

For more information contact: seminars@palmeripublishing.com • events@palmeripublishing.com

Toll Free: 1.866.581.8949 • www.palmerimediagroup.com

CE Provider:



Toronto Implant Academy (TIA) Nationally Approved PACE Program for FAGD/MAGD credit. Approval does not imply acceptance by any regulatory authority or AGD endorsement. 9/1/2022-8/31/2025. Provider ID# 355116.



TIA 2024

A SINCERE THANK YOU TO OUR SPONSORS



For more information contact: seminars@palmeripublishing.com • events@palmeripublishing.com

Toll Free: 1.866.581.8949 • www.palmerimediagroup.com

CE Provider:



Toronto Implant Academy (TIA) Nationally Approved PACE Program for FAGD/MAGD credit. Approval does not imply acceptance by any regulatory authority or AGD endorsement. 9/1/2022-8/31/2025. Provider ID# 355116.

