



2026 Program

palmerimediagroup.com

10 Days 19 Lectures 30 CE Credits

From World-Renowned Speakers

TIA Member Benefits:

- 10 seminar days, 19 lectures awarding up to 30 CE credits, plus Core 1 course
- 5% Discount on ALL CE COURSE hosted by TIA & organized by PMG.
- Includes one Core 1 Course as part of TIA Membership Plus
- Free participation in SDA/DTA seminars with TIA Annual Membership
- 10% discount on website development or updates
- 10% discount on digital and printed books sold by PMG
- Up to 10% discount on graphic design, logo, and flyer creation
- Social Media Video Development

2026 Webinar Dates

January 30, 2026
February 13, 2026
February 27, 2026
March 20, 2026
April 10, 2026
April 24, 2026
May 1, 2026
September 18, 2026
October 16, 2026
October 30, 2026



SCAN ME
FOR MORE DETAILS



PMG
Palmeri Media Group

events@palmeripublishing.com | seminars@palmeripublishing.com
905.489.1970 ext 206/207 | Toll Free 1.866.581.8949



TIA 2026 Membership Form

Membership Fees

☐ TIA Annual Membership: \$599.00+tax

[Includes: 17 TIA lectures & One Core 1 Course]

☐ Single Seminar: \$99.00+ tax

[Two 90-minute Lectures]

Date: _____

The prices on this form are for Canadian Residents only. **For US Residents, please register online.**

Membership Information

☐ DD ☐ CDT ☐ MDT ☐ RDT ☐ Other _____

First Name: _____ Last Name: _____

Company: _____

Address: _____

City: _____ Prov: _____ Postal Code: _____

Phone: _____ Cell: _____ Fax: _____

Email: _____

Please note that by giving us your email, you are giving Palmeri Media group Inc. permission to send you emails/CEM's. We appreciate your privacy and you can unsubscribe from our email list at anytime.

Payment Information

☐ VISA ☐ MasterCard ☐ Amex

Amount Authorized: _____

Card Holder Name: _____

Card Number: _____ Exp. Date: _____

Signature: _____ CVV: _____

FAX FORM WITH CREDIT CARD INFORMATION TO: 905.489.1971.

145 Royal Crest Court, Unit 35, Markham, ON L3R 924. If you have any questions please contact: seminars@palmeripublishing.com, events@palmeripublishing.com or • call 905.489.1970 ext 207 /206 (Toll-Free: 1.866.581.8949)

• **DISCLAIMER:** The seminars do not necessarily provide adequate training for participant to undertake procedures discussed. Seminar attendees are responsible to obtain any necessary additional training. Opinions expressed do not necessarily reflect regulatory guidelines.

• **REFUND/CANCELLATION POLICY:** Participants canceling will not receive any refunds. Costs incurred for travel and hotel accommodations remain the responsibility of each participant.



Toronto Implant Academy (TIA)
Nationally Approved PACE Program Provider for FAGD/MAGD credit.
Approval does not imply acceptance by any regulatory authority or
AGD endorsement. 9-1-2025 to 8-31-2029.
Provider ID# 355116

For more information visit
www.palmerimediagroup.com
or contact Palmeri Media Group
905.489.1970 Ext.206
events@palmeripublishing.com



TIA 2026 Dates

3 CE Per Day

JAN
30

"The Tale of Two Implants" Why One Failed and One Succeeded

Dr. Tarek Sharkas
DDS, MDS, Cert Prosthodontics, FRCD(C)

The Secrets in the Dental Office Management

Tala Batarseh, *Dental Practice Consultant*

FEB
13

How Much Do You Know About Tongue Ties?
Can You Identify one? Can You Treat it Surgically?

Dr. Larry Gaum
DDS, FADSA, FICD, FADI, NDBA

Integrative TMJ, Airway, Craniofacial Growth, and
Orthodontic Solutions for All Age

Dr. Rick Soordhar, *DDS, DABCP, DFAACP,
FAACP, AFAAID, Fellowship from the Oral
Surgery Academy of General Dentists*

FEB
27

Soft Tissue Management for Full Arch:
The Forgotten Key to Long-Term Success

Dr. Jeff Li, *DMD, MS, FRCD(C)*

How to Make Marketing Work for You

Petr Binnell
Sales Representative, Dr. Marketing

MAR
20

Navigating Uncertainty: Economic Insights for Dental Owners

Timothy Brown
Broker of Record, CEO of ROI Corp

The Microbial Balancing Act: Connecting Periodontal and Caries
Pathogenesis with the Oral Microbiome

Kirsten Fisher, *BScDH, RDH*

APR
10

The Bone Growth Concept

Dr. Pav Khaira
*BDS, Cert. Implant. Dent., Dip. Implant. Dent.,
MClint Dent Implantology (Distinction)*

Mechanical Complications of Dental Implants:
Causes, Prevention, and Management

Dr. Steve Chang, *HBSc, DDS, MSc, MSc,
MSc (Prosthodontics), FRCDC*

APR
24

From Planning to Possibility: A Systematic Approach to Modern
Implant Dentistry with CopaSKY
Diagnosis • Placement • Immediacy • Full-Arch • Digital
Workflow

Dr. Abdul Osman
DMD, M.Sc., PGDip., MInstLM
Dr. Waji Khan, *CD, BSc, DDS, MBA, MEd*

MAY
1

Effective And Efficient Full Arch Scanning with IO Connect

Jonathan Verroche, *DD*

Restoring Form And Function Full Arch in 2025 -
Solution Driven Protocols

Dr. Moemen Metwally
DDS, FAGD, AFAAID

SEP
18

The Balance of Success and Complications
Associated with Oral Implant Rehabilitation

Dr. Ira Paul Sy, *DDS, MS*

Botox Applications in Modern Dental Practice

Dr. Sky Naslenas, *Orthodontist*

OCT
16

Soft Tissue Grafting; To Graft Or Not To Graft

Dr. Parvaneh Bahrami
*DDS, MSc (Perio), FRCDC, ABP Dip, Board
Certified in Canada and US*

Multiple Implants in Esthetic Zone!!
"The Micro Prosthodontic Elements"

Dr. M. K. (Bobby) Baig
*BDS., AEGD., Cert Prosthodontist.,
F.R.C.D.(C), Clinical Director of
Prosthodontics, & Associate Professor*

OCT
30

Anatomical Considerations in Esthetic Zone
And Principles of Microsurgery

Dr. Venceslav Stankov, *DDS*


Finding New Solutions to Our Everyday Challenges
in The Everchanging Dental World

Alex Chabachevitch, *RDT*



Dr. Tarek Sharkas

*DDS, MDS, Cert
Prosthodontics, FRCD(C)*



“The Tale of Two Implants” Why One Failed and One Succeeded

AGD Subject Code: 690

In this lecture, I present two full-mouth implant rehabilitation cases—comparable in complexity, yet with drastically different outcomes—that illustrate how biological and mechanical factors intertwine in implant prosthodontics.

The first case highlights a complete full-arch restoration where strategic implant placement, optimal load distribution, and a prosthesis tailored to the patient’s anatomy resulted in long-term stability. Years later, the implants remain intact, the prosthesis functions without complication, and the patient enjoys restored confidence and quality of life.

The second case is a stark contrast and remains an unfolding clinical challenge. The patient developed severe xerostomia (dry mouth) and an underlying bone disease currently under investigation. These systemic and oral conditions triggered progressive implant loss, rampant recurrent caries, and rapid deterioration of the remaining dentition and prostheses. Despite multiple interventions, the patient continues to lose implants one after another, with profound emotional impact—she reports crying daily over her declining oral health.

By examining these two cases side-by-side, attendees will see how even technically well-executed prosthodontic work can succumb to uncontrolled biological risk factors. The discussion will focus on prevention, early detection, and patient-specific treatment planning to improve long-term success in complex implant cases.

Instructor Bio

Tarek Sharkas is a Canadian prosthodontist and entrepreneur based in Kitchener, Ontario, whose work bridges advanced dentistry and robotics innovation. He is the founder of Dintoid and creator of the Elbrus Magma humanoid robot, launched in 2019, as well as the inventor of the patented CBI Tray for crown, bridge, and implant procedures. Combining a full-time dental career with engineering and AI development, Tarek applies clinical precision to create practical, user-focused solutions in both healthcare technology and robotics.

Secondary Sponsors





The Secrets in the Dental Office Management

AGD Subject Code: 550

These Boot Camps are relevant to Office Managers, Owners, Dentists, Hygienists, Potential Owners, Potential Office Managers, and all Team members who wish to understand Dental Office Management better.

Tala Batarseh

*Dental Practice
Consultant*




Instructor Bio

Tala is the founder, owner and operator of DenTala. Graduate of York University with a Bachelor of Business Administration and a Certificate of Management, Tala has over 15 years of experience in the dental industry. She has achieved a Certificate of Dental Practice Management from the University of Toronto, accompanied with multiple CE courses in Sales, Treatment Coordination, Executive and Leadership Training. Additionally, she has successfully completed trainings at the University of Toronto for the new IPAC standards. Tala has integrated her theoretical expertise, and industry experience toward helping many dental practices achieve success in their business. Passionate and driven, Tala continues to partner up with dentists opening new practices, or desiring more success out of their existing businesses to help them achieve levels of success beyond their expectation.

Secondary Sponsors





Dr. Larry Gaum

*DDS, FADSA,
FICD, FADI
Diplomate:
National Dental
Board Of
Anesthesiology*



Your Partner in Dentistry

How Much Do You Know About Tongue Ties? Can You Identify one? Can You Treat it Surgically?

AGD Subject Code: 310

Untreated, Tongue Ties can have a negative effect on speech, breathing, eating, occlusion, overall health and TMJ pain.

You have a responsibility to your patients to update your knowledge in this field.

Following this lecture, you will be able to do both with ease.

Instructor Bio

Dr. Lawrence (Larry) Gaum is an oral surgeon who maintains a private practice in Toronto, Ontario, Canada. He is a graduate of Dalhousie University Dental School in Nova Scotia, Canada. He practiced general dentistry for five years before taking his post-graduate training in Anaesthesia and Oral Surgery at the University of Pittsburgh and the Wilmington Medical Centre in Delaware. He is a former Instructor in Dentistry, University of Toronto, where he taught for over twenty years. He has lectured extensively throughout Canada, USA and numerous other countries, teaching his fellow dentists oral surgery, anaesthesia and pharmacology.

Secondary Sponsors





Dr. Rick Soordhar

*DDS, DABCP,
DFAACP,
FAACP, AFAAID,
Fellowship from
the Oral Surgery
Academy of
General Dentists*



Integrative TMJ, Airway, Craniofacial Growth, and Orthodontic Solutions for All Ages

AGD Subject Code: 310

Discover how the jaw, airway, muscles and proper craniofacial growth forms the foundation of total health. In this dynamic 2 hour webinar, you'll get a powerful preview of the integrative principles behind "Integrative TMJ, Airway, Craniofacial Growth, and Orthodontic Solutions for All Ages" – the groundbreaking course that's redefining modern dental medicine.

Through real clinical cases and practical insights treating kids, teens and adults, you'll learn the importance of the airway, temporomandibular joint, muscles, and craniofacial growth in order to see your patient from a global perspective. The stomatognathic system is not just about teeth – it's about the entire system that supports life, breathing, and balance. Join us for an inspiring introduction to the future of integrative dentistry.

Objectives

- The essential connection between TMJ, airway, muscles, and craniofacial growth
- How to identify TMJ Disorder Symptoms
- Exposure to an integrative approach to treat kids, teens and adults for malocclusions

Instructor Bio

Dr. Anil Rick Soordhar earned his Doctor of Dental Surgery degree from the University of Western Ontario in 2004 and has since completed over 1,300 hours of advanced continuing education. He is a Diplomate of the American Board of Craniofacial Pain and holds fellowships with the American Academy of Craniofacial Pain, the Academy of General Dentistry (Oral Surgery), and the American Academy of Implant Dentistry. His expertise spans orthodontics, implantology, cosmetic and restorative dentistry, TMJ and headache therapy, sleep apnea treatment, and full-mouth rehabilitation for patients of all ages.

Secondary Sponsors





Dr. Jeff Li

*DMD, MS,
FRCD(C)*

Soft Tissue Management for Full Arch: The Forgotten Key to Long-Term Success

AGD Subject Code: 690

Soft tissue health is a critical yet often overlooked determinant of long-term success in full-arch implant therapy, directly affecting hygiene, esthetics, comfort, and function. This lecture reviews common soft tissue challenges in full-arch cases and presents practical surgical and prosthetic strategies, including grafting, flap design, vestibuloplasty, and prosthetic contouring, to optimize peri-implant tissue stability. Attendees will gain actionable insights to improve predictability, reduce complications, and enhance patient satisfaction in full-arch implant treatment.



Instructor Bio

Dr. Jeff Li first received his Doctorate of Dental Medicine with Clinical Honors from the University of Pennsylvania School of Dental Medicine, before earning his Master's Degree and Certificate in Periodontics from the University of Michigan. Upon graduating, Dr. Li worked at Perico, PC in Boston, MA, and was also a lecturer and clinical instructor at Harvard School of Dental Medicine. Currently, Dr. Li is practicing at Peterborough Periodontics in Ontario, Canada. He is dual board-certified periodontist, who serves as a faculty member of BITES Institute (Vancouver, Canada), is a Certified Instructor for the Versah Osseodensification Academy, and is an Ambassador of MINEC (MegaGen International Network of Education & Clinical Research). His passion for teaching has led to him giving lectures and leading hands-on workshops internationally.

Secondary Sponsors





Petr Binnell

*Sales
Representative,
Dr. Marketing*



Dr. Marketing

How to Make Marketing Work for You

AGD Subject Code: 550

Dr. Marketing is here to make sense of the complex world of dental marketing. Most practices we meet are unaware of all the interesting ways to generate patient leads, how a lead can be tracked through a Google or Facebook campaign, or how much a marketing budget should be and what it should be spent on. This lecture will cover common marketing mistakes, rules and regulations the association sets, determining a proper marketing budget, and more. Mr. Binnell will also share strategies of what some of Dr. Marketing's top dental practices are doing across the country. The goal is to ensure dental practices are effectively marketed based on their growth goals and budget and that they meet the ethical standards of marketing a dental practice.

Instructor Bio

As a Sales Representative at Dr. Marketing, Petr Binnell works closely with dental practices to develop and execute high-performing marketing strategies that drive measurable growth. With extensive experience guiding offices through website projects and advertising campaigns, he has helped practices across North America strengthen their online presence and attract more patients.

Petr is known for his consultative approach and deep understanding of the dental industry, allowing him to align marketing solutions with each practice's unique goals. By staying ahead of industry trends and digital marketing innovations, Petr continues to play a key role in helping Dr. Marketing expand its impact and deliver consistent results for its clients.

Secondary Sponsors





Timothy Brown

*Broker of Record,
CEO of ROI Corp*



Navigating Uncertainty: Economic Insights for Dental Owners

AGD Subject Code: 550

In today's rapidly changing economic environment, dental practice owners are facing increased uncertainty—from shifting market conditions and rising costs to global events that influence confidence and decision-making. This session will provide practical insight into the Canadian economy and its impact on dentistry, helping owners better understand the forces shaping their practices and make informed strategic decisions with confidence.

- Overview of Canada's economic outlook
- Key growth sectors, challenges, and opportunities
- Global economic influences on the dental industry
- Market factors affecting practice valuations

Instructor Bio

Timothy A. Brown has risen to national prominence as CEO and Broker of Record of ROI Corporation, Canada's professional practice appraiser and broker since 1974. His insights, research and experience has made him a highly sought after professional speaker and a respected author and publisher. As a leading national authority in understanding and identifying the potential of today's market, Timothy has customized presentations that illuminate themes and trends that are of interest to business owners at all stages of their careers.

Secondary Sponsors





Kirsten Fisher
BScDH, RDH

The Microbial Balancing Act: Connecting Periodontal and Caries Pathogenesis with the Oral Microbiome

AGD Subject Code: 490

BioGaia®

Are you ready to elevate your clinical practice and patient outcomes with probiotics? Although traditional methods of mechanical debridement for treating gingivitis and periodontal disease are considered the gold standard, there are limitations that we face as clinicians in helping our patients achieve their oral health goals. This course explores the shared and distinct microbial mechanisms behind periodontal disease and dental caries, emphasizing how dysbiosis drives both conditions. Participants will learn how probiotics, particularly *Lactobacillus reuteri* strains DSM 17938 and ATCC PTA 5289, may restore balance, improve clinical outcomes, and reduce systemic inflammation. Join Kirsten Fisher BScDH, RDH on a journey of learning about the oral microbiome and how we can use host modulation therapies such as probiotics to enhance patient outcomes. Throughout the course, you will learn the key properties of a good probiotic and how to implement probiotics into your clinical practice. We will be covering two different strains of *Limosilactobacillus reuteri* (L. reuteri), among the world's most extensively studied probiotic bacteria. We will also review the clinical evidence supporting the use of L. reuteri in the treatment and prevention of periodontal disease and caries.

Instructor Bio

Kirsten has been practicing dental hygiene for 14 years and has been involved in the dental industry since the age of 15. A graduate of the University of Alberta with a BSc in Dental Hygiene with Distinction, she combines extensive clinical experience with a strong passion for education and preventive care. In addition to her clinical practice, Kirsten serves as Manager of Medical Marketing and Clinical Education at BioGaia, focusing on probiotics, the oral microbiome, and their connection to overall health. She is an active member of the CDHA Professional Development Advisory Committee and a former Swiss Dental Academy trainer for Guided Biofilm Therapy, supporting dental professionals in integrating evidence-based biofilm management techniques into practice.

Secondary Sponsors





Dr. Pav Khaira

*BDS, Cert.
Implant.Dent,
Dip.Implant.
Dent, MClintDent
Implantology
(Distinction)*

The Bone Growth Concept

AGD Subject Code: 490

The impact of 3D position and depth on longevity and restorative process and the impact of decarbonisation on healing.

Instructor Bio

Dr Pavandeep Khaira is a leading implant surgeon with 15+ years of experience, over 10,000 implants placed, and 700+ full arch cases restored. He specialises in complex implant procedures including zygomatic and pterygoid implants, advanced grafting, and nerve repositioning. As CEO of The Academy of Implant Excellence, he provides expert mentoring and training in all aspects of implant dentistry. Dr. Khaira is known for his evidence-based approach, surgical expertise, and dedication to education.

bredent^{group}

Secondary Sponsors



durban
dental laboratories

i-VISTA MED



Dr. Steve Chang

*HBSc, DDS,
MSc, MSc, MSc
(Prosthodontics), FRCDC*

Mechanical Complications of Dental Implants: Causes, Prevention, and Management

AGD Subject Code: 690

Dental implants are a predictable and widely used solution for tooth replacement; however, mechanical complications such as fractures of implant screws, abutments, and implant bodies continue to occur in clinical practice. This lecture provides a practical, clinically focused overview of implant component fractures, emphasizing common causes, biomechanical risk factors, and early diagnostic indicators. Key contributors to mechanical failure—including occlusal forces, prosthetic design, implant positioning, and component selection—are discussed in a way that is directly applicable to everyday practice. Attendees will gain clear strategies for prevention and straightforward approaches for managing fractured components when they arise.



Instructor Bio

Dr. Steve Chang, HBSc, DDS, MSc, MSc, MSc (Prosthodontics), FRCDC, is a Board-Certified Specialist in Prosthodontics and a Fellow of the Royal College of Dentists of Canada. He maintains a private practice limited to Prosthodontics in Vaughan, Ontario, and serves as an instructor in the Graduate Prosthodontics Program at the University of Toronto.

Dr. Chang received his DDS from the University of Western Ontario. He completed a Master of Science in Craniofacial Pain and Dental Sleep Medicine at Tufts University, a Master of Science in Oral Implantology at Goethe University in Frankfurt, Germany, and his specialty training and a third Master of Science in Prosthodontics at the University of Toronto. His clinical and research interests include implant biomechanics, digital implant planning, occlusion, peri-implant disease, and the prosthodontic rehabilitation of the fully edentulous patient.

Secondary Sponsors





Dr. Abdul Osman

DMD, M.Sc.
PGDip, MInstLM

From Planning to Possibility: A Systematic Approach to Modern Implant Dentistry with CopaSKY Diagnosis • Placement • Immediacy • Full-Arch • Digital Workflow

AGD Subject Code: 690

Part 1 – Diagnosis & Thinking

Section Title: Implant Dentistry Starts Before You Touch the Patient

- CBCT reading
- Anatomy
- Bone density
- Risk zones
- Case selection
- When NOT to immediate
- Prosthetic backward planning

Part 2 – The Copasky System

Section Title: Building Predictability Into the Surgical Phase

- Implant design philosophy
- Drilling protocols
- Stability concepts
- Torque strategy
- Bone types
- Extraction sockets



Dr. Waji Khan

CD, BSc, DDS,
MBA, MEd

bredent
group

Secondary Sponsors



From Placement To Possibility

Section Title: From Placement to Possibility: Expanding Your Treatment Envelope

- Immediate placement vs immediate loading
- Case selection pyramid
- Single tooth immediate
- Where to start - with premolars.
- The jump gap
- Provisionals
- The EBC concept

Soft Tissue Grafting

- Basic soft tissue skills
- Zuchelli technique
- Single incision technique

Instructor Bios**Dr. Abdul Osman, DDS**

Dr. Abdul is the Principal and Lead Implant Surgeon at Face Dental and The Smile Centre in Coventry, leading a team of 45. Since earning his doctorate in 2012, he has completed advanced training in implantology, leadership, and bone regeneration. He specializes in digital prosthetics and implant surgery, and lectures nationally for ITI and BAIRD. Dr. Abdul is also an Associate Professor at the College of Medicine and Dentistry in Birmingham. Outside work, he enjoys football, golf, and traveling with his family.

Dr. Waji Khan, CD, BSc, DDS, MBA, MEd

Dr. Khan grew up in Scarborough, Ontario. After graduating from high school he attended the University of Toronto, Trinity College and graduated with a Bachelor of Science with High Distinction in 1997. He then attended The University of Toronto Faculty of Dentistry and graduated with his Doctor of Dental Surgery in 2001. Dr. Khan served as a dental officer in the Canadian Forces from 1998-2007. Dr. Khan began practicing dentistry in Halifax, Nova Scotia with the Canadian Forces. In the CF he learned a lot through mentorship with dental specialists and advanced dental training courses. After a ten year career in the Canadian Forces, he then moved to Kingston with his wife and life partner Dr. Sohela Vaid in 2007 to pursue studies in Medicine and practice Dentistry.



Jonathan
Verroche

DD



Effective And Efficient Full Arch Scanning with IO Connect

AGD Subject Code: 610

Full-arch scanning doesn't have to be stressful or time-consuming. This live Zoom session is designed to help you feel more confident and comfortable when capturing accurate full-arch scans using IO Connect. During the presentation, we'll walk through simple, practical scanning techniques that actually work in real clinical settings. We'll also share tips on scanner positioning, handling soft tissue, and avoiding common mistakes that can affect your final results. By the end of the session, you'll have clear, actionable takeaways you can use right away to make full-arch scanning smoother, faster, and more predictable. Whether you're new to digital scanning or looking to refine your workflow, this course will help you get better results with less frustration.

Instructor Bio

Jonathan Verroche is a native of Niagara, raised in the beautiful town of Fonthill. His diversity and involvement in the practice has been an asset in growing the Verroche Denture Clinic for the past fifteen years. He graduated from George Brown College with honours and is an active member of the Denturist Association of Ontario and Canada.

Jonathan believes strongly in continuing education and enjoys staying current with the latest technology and protocols which allows him to practice a wide variety of procedures, specializing in Full Arch rehabilitation and Digital workflows.

Secondary Sponsors





Dr. Moemen
Metwally

*DDS, FAGD,
AFAAID*



Restoring Form And Function Full Arch in 2025 - Solution Driven Protocols

AGD Subject Code: 610

Full-arch implant rehabilitation has evolved rapidly, with advances in digital workflows, prosthetic materials, surgical protocols, and patient expectations reshaping how clinicians plan and deliver care. In 2025, predictable full-arch outcomes depend less on rigid “one-size-fits-all” techniques and more on solution-driven protocols tailored to biology, biomechanics, esthetics, and patient-specific risk factors.

This 90-minute lecture will focus on restoring both form and function in full-arch implant cases through practical, evidence-based decision-making. Emphasis will be placed on prosthetically driven planning, case selection, implant positioning strategies, material selection, and managing common complications encountered in real-world practice.

Through clinical case reviews and workflow breakdowns, participants will gain clarity on how to select the right solution for the right patient—whether fixed or removable, immediate or delayed, digital or analog—while maintaining long-term predictability and patient satisfaction.

Instructor Bio

Dr. Moemen Metwally brings a unique perspective to oral surgery and implantology. Dr. Metwally has been in private practice since 2012 and has built a career revolving around oral surgery and implantology. His daily practice is limited to implant dentistry from single implants to full mouth rehabilitation utilizing all on x treatment. Including same day loading protocols, including the use of zygomatic and pterygoid implants. He routinely takes on difficult failures that require thinking outside the box for solutions. He has placed thousands of implants over the last decade and understands the challenges that come with difficult or failing cases. His understanding of both restorative and surgery allows for a comprehensive approach. His ability to work with others as a team to treat large and complex treatments has allowed him to continue to grow his network of referrals. Dr. Metwally loves mentorship and looks forward to being a part of another colleague's implant journey.

Secondary Sponsors





Dr. Ira Paul Sy
DDS, MS

bredent
group

The Balance of Success and Complications Associated with Oral Implant Rehabilitation

AGD Subject Code: 690

Over the past few decades, oral implant therapy has been increasingly popular as a treatment of choice. Although implants have shown to be highly predictable, there has also been an increase in various complications derived from surgical and prosthetic interventions. Some of these problems have led to acute and chronic infections. This program will review clinically some of the treatment planning strategies to prevent iatrogenic complications. These include the lack of ideal biological position of implant fixtures due to insufficient alveolar and gingival topography as well as poor three dimensional positioning. A combination of these various factors may lead to the potential of loss of tissue, affect osseointegration, and suprastructure integrity.

Furthermore, we will evaluate and treatment plan by creating a blueprint for patients who require implant assisted reconstruction in the aesthetic zone. Some of the factors for discussion and presentation will include analyzing treatment indications, techniques for provisionalization, and guided tissue profiling to enhance our prosthetic and surgical outcome. These key factors in our discussion will help clinicians learn how to “see the end result before you start” and have a better understanding of the prevention and management of complications related to implant assisted therapy.

Instructor Bio

Dr. Ira Paul Sy earned his DDS from Case Western Reserve University and completed advanced specialty training in Periodontics and Implantology at the University of North Carolina, followed by a Prosthetic Implant Fellowship at the University of Bern, Switzerland. A former Director of the Graduate Periodontology and Implantology Residency Program at the University of British Columbia, he is a Diplomate of the American Board of Periodontology and is internationally recognized for his expertise in aesthetic soft tissue therapy, regenerative hard tissue therapy, and implant-assisted reconstruction, while currently serving as an Implant Therapy consultant and directing a Comprehensive Implant Fellowship through the Vancouver Institute of Osseointegration (VIOSS).

Secondary Sponsors





Dr. Sky Naslenas
Orthodontist



Secondary Sponsors



Botox Applications in Modern Dental Practice

AGD Subject Code: 780

Key Topics

1. Understanding Botox in Dentistry
 - Overview of Botox (Botulinum Toxin)
 - Mechanism of action
 - Safety and efficacy in dental applications
2. Clinical Applications of Botox
 - Grinding and Clenching
 - How Botox can reduce muscle hyperactivity
 - Benefits for patients suffering from bruxism
 - Temporomandibular Joint (TMJ) Disorders
 - Alleviation of pain and discomfort
 - Improvement in jaw function and mobility
 - Migraine Treatment
 - Botox as a preventive treatment for chronic migraines
 - Reduction in the frequency and severity of migraine attacks

3. Aesthetic Applications

- Gummy Smile Correction
 - How Botox can help lower a hyperactive upper lip
 - Enhancing smile aesthetics for improved patient confidence
- Lip Flip Technique
 - Overview of the lip flip procedure
 - Benefits for enhancing lip fullness without fillers

Advantages of Botox in Dentistry

- Minimally Invasive: Non-surgical treatments with minimal downtime.
- Rapid Results: Quick onset of effects, often within days.
- Patient Satisfaction: Improved quality of life for patients experiencing pain or aesthetic concerns.
- Comprehensive Care: Combining therapeutic and cosmetic benefits in dental practice.

Instructor Bio

Dr. Sky Naslenas is a practicing orthodontist, educator, and innovator specializing in facial pain management. She earned her MSc at the Hospital for Sick Children and completed her orthodontic certification at the University of Toronto in 2005, and has since developed advanced, non-invasive treatment protocols for TMJ disorders, migraines, and myofascial pain using Botulinum toxin. Through hands-on training programs, Dr. Naslenas educates dentists across Canada on safe, ethical, and evidence-based pain management within current dental regulations.



Dr. Parvaneh
Bahrami

*DDS, MSc (Perio),
FRCDC, ABP Dip,
Board Certified in
Canada and US*

Soft Tissue Enhancement Around Implants

AGD Subject Code: 490

Optimizing long-term implant prognosis by enhancing the gingival phenotype with a focus on soft tissue stability and reducing related biological complications.

Instructor Bio

Dr. Parvaneh Bahrami obtained her Master of Science in Periodontology and Implant Surgery in 2012 from the University of Toronto. Dr. Bahrami is board-certified in Canada and USA and a Diplomat of the American Academy of Periodontology. She is a clinical instructor at the University of Toronto and practices as a periodontist and implant surgeon at Prosthodontics Associates.



Secondary Sponsors





Dr. M. K. (Bobby)
Baig

*BDS., AEGD., Cert
Prosthodontist.,
F.R.C.D.(C).,
Clinical Director
of Prosthodontics,
& Associate
Professor*



Multiple Implants in Esthetic Zone!! “The Micro Prosthodontic Elements”

AGD Subject Code: 690


This lecture focuses on the critical micro-prosthodontic factors that determine success when restoring multiple implants in the esthetic zone. Emphasis will be placed on soft-tissue management, emergence profiles, inter-implant spacing, abutment selection, and restorative design principles that influence long-term esthetics and function. Through clinical cases, participants will gain practical insights into achieving predictable, natural-looking outcomes in complex anterior implant restorations.

Instructor Bio

Dr. M.K. Bobby Baig received his dental degree from Gulbarga University, India in 1997 and completed his residency at Government Dental College and Hospital in Hyderabad. He went on to complete Advanced Education in General Dentistry and a Graduate Program in Prosthodontics at the Eastman Institute for Oral Health, University of Rochester, New York. Dr. Baig is Clinical Director of Prosthodontics and Associate Professor at the University of Rochester, and also serves as a Clinical Instructor at Mount Sinai Hospital and Associate in Dentistry at the University of Toronto, while maintaining private practices in Ontario. A board-certified Prosthodontist in Canada, he is a national examiner for the NDSE and the FRCD(C) Prosthodontics Fellowship of the Royal College of Dentists of Canada. His achievements include multiple teaching excellence awards (2019, 2023), Fellowship in the International Academy for Dental Facial Esthetics (2021), extensive peer-reviewed publications, and international lecturing across North America and Southeast Asia, with clinical interests in esthetics, implant dentistry, prosthodontics, and digital dentistry.

Secondary Sponsors





Dr. Venceslav
Stankov

DDS

bredent^{digital}

Anatomical Considerations in Esthetic Zone And Principles of Microsurgery

AGD Subject Code: 490

- Why we need soft tissue quantity and quality?
- Key elements for primary healing around teeth and implants.
- Biological and anatomical considerations in perioplastic surgery. Primary and secondary stability of the flap. Borders of grafting periodontal envelop.

Instructor Bio

Specialist in implantology, and microsurgery, focusing on minimally invasive soft tissue restoration.

Chief Doctor at Dr. Stankov Dental Clinique in Plovdiv, Bulgaria, leading a team of 24 professionals.

Collaborates closely with mentor Eric Van Dooren and is an highly esteemed associate at Dentcof.

Co-author of Interdisciplinary Esthetic Dentistry: The Big Picture, integrating digital and conventional esthetic dentistry.

Secondary Sponsors





Alex
Chabachevitch
RDT

Multiple Implants in Esthetic Zone!! “The Micro Prosthodontic Elements”

AGD Subject Code: 690

- Finding the perfect restorative solutions for your patients, an overview of various options addressing, Aesthetics, Hygiene and Strength
- Discuss how the introduction of CAD/CAM has impacted restorative workflow options
- How clinicians can keep up with the rapid advancements made in the dental industry. This “Dental Jungle” is a huge challenge for many clinicians, so many questions and unknowns. We will address some of these

Instructor Bio

Alex Chabachevitch is an experienced and successful owner of a medium sized dental lab in the GTA. He has over 20 years of experience managing his lab. The main focus of his workflow being on implantology, crowns, bridges, digital dentistry including digital dentures. Alex is also a partner in Unique Dental Supplies Inc.



Secondary Sponsors



Thank You to Our Sponsors

BioGaia®

bredent group

Crest + Oral-B

DENTAL
CONSULTING *A*



durban
dental laboratories

HiTeck®
Your Partner in Dentistry

i-VISTA MED

KDC KeystoneDentalGroup

MEGAGEN

NEODENT®
A Straumann Group Brand

PMG
Palmeri Media Group

ROI
CORPORATION
BROKERAGE / COURTAGE

SNF
SWISS NF METALS, INC.

UDS Unique Dental Supply Inc.
Quality • Service • Innovation