



2023

BY WORLD RENOWN
SPEAKERS

NEW! Wednesday Evening Dates

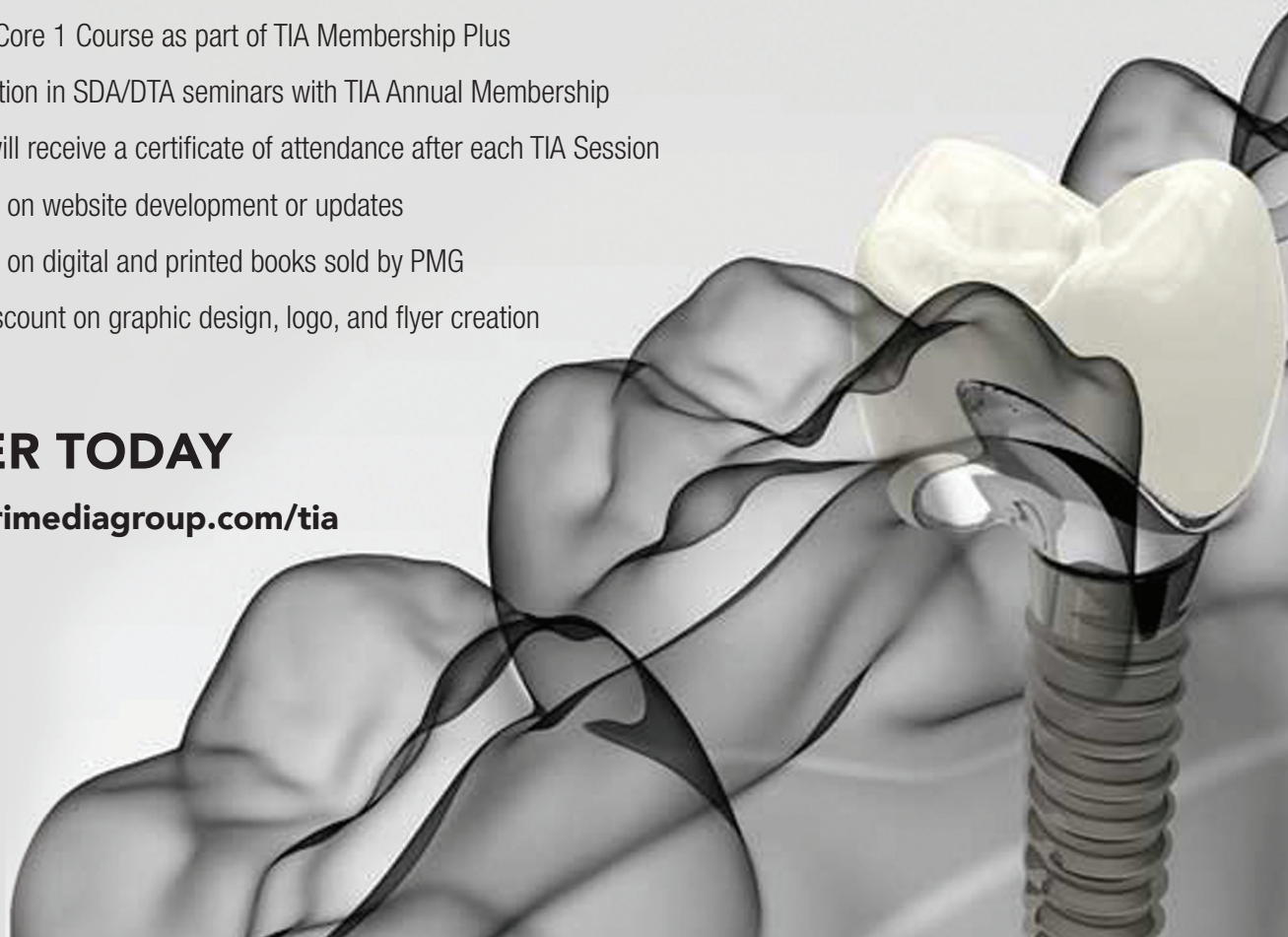
**10 Days 20 Lectures
30 CE CREDITS**

TIA Member Benefits:

- 10 seminar days, 20 lectures awarding up to 30 CE credits.
- 5% Discount on CE courses offered by Palmeri Media Group
- Includes one Core 1 Course as part of TIA Membership Plus
- Free participation in SDA/DTA seminars with TIA Annual Membership
- Participants will receive a certificate of attendance after each TIA Session
- 10% discount on website development or updates
- 10% discount on digital and printed books sold by PMG
- Up to 10% discount on graphic design, logo, and flyer creation

REGISTER TODAY

www.palmerimediagroup.com/tia



2023 DATES

Jan
27

Dr. Alan Dalessandro

IMPLANTS DON'T FAIL? PERI-IMPLANTITIS

Henry Doyle &
Jordan Weinberg, CPA, CA

PRACTICE MANAGEMENT: INFLUENCES IN THE CURRENT MARKET

Feb
10

Dr. Fabrizia Luongo

THE PREVENTION OF CLINICAL COMPLICATIONS BY THE USE OF DIGITAL TECHNOLOGIES

Dr. Pierre Obeid

BYTE SIZED TIPS IN 3D DIGITAL DENTISTRY

Isaac Tawil, DDS MS

ANATOMIC SCALLOPED IMPLANT OSTEOTOMIES: INTRODUCING A NEW UNIVERSAL DRILLING SYSTEM

Mar
10

Dr. Elahe Behrooz

BITE FORCE/OCCCLUSION AND ITS EFFECTS ON MATERIALS AND TREATMENT CHOICES

Dr. Parvaneh Bahrami

SOFT TISSUE GRAFTING; TO GRAFT OR NOT TO GRAFT

Apr
19

Dr. Larry Gaum

EXODONTIA, EVERYONE IS AN EXPERT, UNTIL DISASTER STRIKES

Dr. Mahmood Abu Ruja

IMMEDIATE IMPLANT PLACEMENT AND PROVISIONALIZATION OF ANTERIOR SINGLE IMPLANTS

Apr
28

Dr. Sorin Boeriu

ALLODERM WHEN AND HOW. SOFT TISSUE GRAFTS SUBSTITUTES IN THE TREATMENT OF GINGIVAL RECESSION.

Dr. Paolo Scattarelli &
Paolo Smaniotto MDT

ESTHETICS AND FUNCTION IN ORAL REHABILITATION: DIGITAL AND ANALOG WORKFLOW FOR PREDICTABLE RESULTS.

May
24

Alex Chabachevitch

DIGITAL PLANNING WITH EXOPLAN FOR IMPLANTS

Dr. Sam Low

CUTTING EDGE LASER PERIO/IMPLANT PROTOCOLS FOR ULTIMATE REVENUE GROWTH

Milan Jovanovic

IMMEDIACY, PRINTING AND GUIDED SURGERY, AN UPDATE ON HOW TO APPLY DIGITAL WORKFLOW

Jun
23

Dr. Scott MacLean

A MATHEMATICAL APPROACH TO IMPLANT PLACEMENT SUCCESS

Dr. Michael Klein
Kevin McAuley, RDT

ARE YOU STILL DANCING THE VERIFICATION JIG?

Sep
8

Dr. Izchak Barzilay

THE MARYLAND (RESIN BONDED) BRIDGE REVISITED. A SUCCESS WHEN DONE RIGHT.

Mark Chan, DD

NEW INNOVATIONS IN RESTORATIVE IMPLANT DENTISTRY

Sep
29

Dr. Waji Khan

CASE PRESENTATIONS ON SMILE DESIGN, ORTHODONTICS, IMPLANTS, TADS AND FULL MOUTH REHABILITATION.

Dr. Rony Dagher

SIMPLIFIED CANAL SHAPING AND OBTURATION: KEEP IT SAFE, EFFECTIVE AND SIMPLE

Nov
24

Jeff Li

SOCKET SHIELD – UNCOMPROMISED AESTHETICS THROUGH BIOLOGIC PRESERVATION

Dr. Dana Colson, DDS

EXPLORING THE COMPONENTS OF A HOLISTIC DENTAL PRACTICE.... IT STARTS WITH A PATIENT CENTERED VOLITIONAL BELIEF



MEMBERSHIP BENEFITS

- 10 seminar days awarding up to 30 CE credits.
- Included Core 1 Courses as part of TIA Membership Plus.
- 5% Discount to the following CEs

TIA members may qualify for discounts on some of the courses offered by Palmeri Media Group Includes, but not limited to, courses by:

- ◆ Dr. M. K. (Bobby) Baig
- ◆ Dr. Ed Philips
- ◆ Dr. Farzad Danesh, DDS, FRCD(c), Endodontist
- ◆ Dr. Parvaneh Bahrami, DDS, M.Sc.(Perio), FRCD(c), ABP Dip.
- ◆ Dr. Amir Rouzati
- ◆ Dr. Sorin Boeriu
- ◆ Dr. Peirre Obeid

Toronto Implant Academy Member Benefits:


- 10 seminar days, 20 lectures awarding up to 30 CE credits
- 5% Discount on CE courses offered by Palmeri Media Group
- Includes one Core 1 Course as part of TIA Membership Plus
- Free participation in SDA/DTA seminars with TIA Annual Membership
- Participants will receive a certificate of attendance after each TIA Session
- 10% discount on website development or updates
- 10% discount on digital and printed books sold by PMG
- Up to 10% discount on graphic design, logo, and flyer creation

www.palmerimediagroup.com/tia

Toll Free: 1.866.581.8949 ext. 206/207

Email: seminars@palmeripublishing.com

events@palmeripublishing.com



Toronto Implant Academy (TIA)
Nationally Approved PACE Program Provider
for FAGD/MAGD credit. Approval does not imply
acceptance by any regulatory authority or AGD
endorsement. 9-1-2022 to 8-31-2025.
Provider ID# 355116

Draw Prizes for each
TIA lecture powered by:





Friday January 27, 2023

{ Lecture 9:00am -10:30am | 1.5 CE Points }

- 8:30am-9:00am: Registration and Breakfast
- AM Break: 10:30-10:45

IMPLANTS DON'T FAIL? PERI-IMPLANTITIS

AGD Subject Code: 490

Dr. Alan Dalessandro

Description:

What is Peri-implantitis and What Causes it? Review of the literature supporting its treatment. Highly efficient and effective treatment is possible with the right lasers.

Even though dental implants enjoy a remarkably high success rate, implant failure is still a reality that practitioners must deal with. Clinicians must be aware of the warning signs of ailing and failing implants and know how to diagnose and treat it in its early stages.

Bio:

Dr. Alan Dalessandro was born and raised in the Chicago area. He received his DDS degree from Loyola University School of Dentistry, Chicago in 1979; did a residency at Rush Presbyterian, St Luke's Hospital in General Practice and Anesthesia; and went on to get his periodontal fellowship at the University of Illinois, College of Dentistry. For over 30 years, he has practiced periodontics in the Northwest suburbs of Chicago and began placing dental implants in the early 1980s.

Dr. Dalessandro was one of the early adopters of Cone Beam CT scanning for bone evaluation, and uses this successfully in his practice with every implant case. He has also studied extensively regarding lasers and their use in periodontics.

His teaching experience goes back to the 1990s on a wide range of topics; his goal is to pass knowledge and information along to his colleagues to help them become educated on current trends in dentistry. He is now teaching groups of periodontists and dentists on a regular basis regarding the physics of laser technology and how lasers can be used as a tool to enhance results in everyday practice.

Location:

Courtyard by Marriott Toronto Northeast Markham
7095 Woodbine Avenue, Markham, ON L3R 1A3



In-Person Meeting

Primary Sponsor/s:



Secondary Sponsor/s:



PRACTICE MANAGEMENT: INFLUENCES IN THE CURRENT MARKET

AGD Subject Code: 550

Description:

- How does the current market affect your practice?
- Increasing Interest Rates
- Managing your practice with rising costs
- Staffing
- Stabilizing your investment

Bios:

Henry Doyle is a graduate of the University of Alberta and a licensed real estate broker. He has over fifteen years industry experience in healthcare finance with Citibank. Henry brings a wealth of knowledge and expertise to the business of dentistry.

Henry now owns and operates the Heaps & Doyle group. For over 35 years, Heaps & Doyle has conducted thousands of valuations and been involved in 100's of transitions. Heaps & Doyle offers the most comprehensive business solutions for dentists across Canada – from graduation to retirement

Jordan Weinberg, CPA, CA, is a Partner and Business Advisor with MNP's Professional Services group in Toronto. Jordan works with clients in the professional services sector, such as dentists, doctors and lawyers, delivering customized advice and solutions to help them achieve their business and personal goals. He also works with several large medical organizations, helping them with their audit, business and consulting needs.

Jordan's expertise includes providing strategic advice to clients interested in buying or selling a dental/medical practice. He also helps individuals starting a practice including developing projections and proposals. Additionally, Jordan provides tax minimization strategies to meet his clients ongoing and retirement objectives. Jordan is a Chartered Professional Accountant (CPA) who qualified as a Chartered Accountant (CA). He is a member of the Institute of Chartered Professional Accountants of Ontario.



Henry Doyle



Jordan Weinberg,
CPA, CA



In-Person Meeting

Primary Sponsor/s:

HEAPS & DOYLE



Secondary Sponsor/s



SHAW
Lab Group



Friday, February 10, 2023

{ Lecture 9:05am -10:20am | 1.5 CE Points }

THE PREVENTION OF CLINICAL COMPLICATIONS BY THE USE OF DIGITAL TECHNOLOGIES

Dr. Fabrizia Luongo *AGD Subject Code: 730*



Virtual Meeting

Description

It is well demonstrated by the literature that around 70% of the failures in dental therapy are related to errors in diagnosis and treatment planning. The introduction of digital devices in dental practice and their continuous improvement is an important help for the clinician to make the best clinical decision for every single patient, reducing the risk of complications.

A collection of digital data from Facial and Intraoral Scanners, CBCT and other sources inserted in powerful software, gives the clinician the complete avatar of the patient which can be investigated layer by layer offering reliable images for the best diagnosis.

The advancement of device's potential has made it possible to use a complete digital workflow for most implant rehabilitation treatments. However, various errors can be collected during the different digital steps which can lead to difficulties in clinical applications. It is important to know all the benefits and limits of the single devices for a proper use of them. A large presentation of clinical cases and their follow up will offer to the audience a clear motivation on how today the digital technologies can make the dental treatments safer and more predictable

Bio:

Dr. Fabrizia Luongo graduated in Dentistry at the "Sacro Cuore" University in Rome Between 2011 and 2012 she attended the Periodontics Preceptorship Program at UCLA in Los Angeles. During 2013, she frequented the Basic Course of Implantology and Restorative Dentistry at the University of Guarulhos (UnG Sao Paulo, Brasil). Back to Italy she took her Master of Science in Periodontics after a two-year program between 2013 and 2014 at the University of Rome "La Sapienza".

In 2014, she attended the Advanced Course of Implantology and Restorative Dentistry at the University of Guarulhos (UnG Sao Paulo, Brasil). Since 2013, Dr. Fabrizia Luongo has her private practice in Rome and Verona where she is mainly focused on the Periodontology and Implantology. She also dedicates her practice on the application of digital technology in Dentistry. Companies Reference Instructor for digital applications in Implantology. She is a Board Member of the Digital Dentistry Society (DDS), Active Member since its foundation and Ambassador of the DDS Italy since 2018. She is author of several peer reviewed publications. She is author of the chapter "The virtual diagnosis and treatment planning" of English, Italian and Chinese version of the book "Digital Implantology" edited by Quintessence International. She is Member of the Editorial Board of the Journal of Dentistry. In the last five years, she lectured in different Countries focusing on the aesthetic outcome of implant therapy and digital technologies applied in dentistry.

Primary Sponsor/s:



Secondary Sponsor/s:





Dr. Pierre Obeid

BYTE SIZED TIPS IN 3D DIGITAL DENTISTRY

AGD Subject Code: 730

Topic:

- Brief Overview of 3D Dentistry
- Data Acquisition, Planning and Designing, Manufacturing
- A Review of 3D Printers - SLA vs DLP vs LCD
- Resin Materials & Validated Digital Workflows
- Spotlight on BlueSky Plan and Medit Link
- 3D Printing Occlusal Splint Guards
- Post-Processing, Finishing, and Delivering your 3D Print



Virtual Meeting

Bio:

Graduating from the University of Detroit Mercy, School of Dentistry, **Dr. Obeid** has been practicing general dentistry for over 25 years and is licensed in the Province of Ontario and the State of Michigan. He actively lectures and mentor's dentists and denturists on the skills needed for proper communication, collaboration and efficiency in both surgical and prosthetic phases of implant dentistry and multidisciplinary approaches to complex treatments.

His areas of expertise include 3D Digital Dentistry Workflow Strategies, CBCT data acquisition and interpretation, CAD/CAM software planning, and 3D printing manufacturing and technologies. Dr. Obeid is a Diplomate of the American Board of Oral Implantology (DABOI), a Diplomate of the International Congress of Oral Implantologists (DICOI), a Fellow at the American Academy of Implant Dentistry (FAAID), a Fellow of the Academy of General Dentistry (FAGD) as well as certified in intravenous sedation.

Primary Sponsor/s:



Secondary Sponsor/s





Friday, February 10, 2023

{ Lecture 11:45am -1:00am | 1.5 CE Points }

Isaac Tawil
DDS MS

ANATOMIC SCALLOPED IMPLANT OSTEOTOMIES: INTRODUCING A NEW UNIVERSAL DRILLING SYSTEM

AGD Subject Code: 690



Virtual Meeting

Description

As dental restorative material strengths continue to improve the center of weakness for dental implantology has become the implant-abutment interface. In response dental implant manufactures have modified this connection to prevent abutment screw loosening created by external forces. Crestal alveolar bone loss or “Die Back” has exploited the improved retention of these connections leaving them vulnerable to overloading which can initiate abutment fracture, screw fracture and even implant fractures. A biological osteotomy creating a bedding for implant-abutment synergy can aid in maintaining future crestal bone formation. Proper bone formation preventing the dreaded “Die Back” of alveolar bone reduces complications ultimately leading to enhanced emergence profiles, increased restorative esthetics and increased dental implant longevity. This course will provide the participants with the practical knowledge and skills of a new paradigm shift in biological implant preparation. The lecture will discuss cosmetic scalloping of hard and soft tissue to proper configuration and predictable osteotomy in all areas of surgical interest from single tooth to full arch replacement.

Learning Objectives:

- How to develop a “release zone” around implants?
- Developing “Biological Osteomies”
- Creating “bedding” for an implant/abutment synergy?
- Tools and Techniques to avoid “die back” of the bone
- Learn how to predictably guide the future bone formation around implants

Bio:

Isaac Tawil, DDS MS, Diplomat International Academy Dental Implantology, Diplomat International Academy for Dental Facial Esthetics, Fellow International Congress of Oral Implantology, MINEC Ambassadors (Megagen International Network of Educators and Clinicians, Digital Dental USA society board of directors, Denistry Today top 225 CE providers, Faculty Osseodensification Academy, Brighter way Educational Director Phoenix, Arizona, Digital Director Guided Smile, Ambassador SlowDentistry, Ambassador Clean Implant Foundation, Pierre Fauchard award for outstanding achievements, Fellow Advanced Dental Implant Academy, Presidential Service Award Outstanding Achievements, Private Practice, Brooklyn, New York, Founder and Co-Director and of Advanced Implant Education, Partner TBS instruments/ Universal Shapers

Primary Sponsor/s:



Secondary Sponsor/s





Friday, March 10, 2023

{ Lecture 9:00am -10:30am | 1.5 CE Points }

BITE FORCE/OCCLUSION AND ITS EFFECTS ON MATERIALS AND TREATMENT CHOICES

Dr. Elahe Behrooz

AGD Subject Code: 180

Description:



Virtual Meeting

Bite force is an indicator of the masticatory system efficacy and an elemental treatment planning determinant. Low bite forces may affect nutrition choices and negatively impact the quality of life, whereas high bite forces may lead to tooth related, restoration related and implant related complications. A thorough assessment of the occlusion and bite force is an integral part of any prosthodontic treatment plan and the total bite force that a patient can generate, can influence treatment choices and materials.

Learning objectives:

- Providing an overview of occlusion assessment
- Reviewing a simple and predictable manner in which total bite force can be measured
- Reviewing the role of total bite force in treatment choices and materials used in providing prosthodontic treatment

Bio:

Dr. Elahe Behrooz obtained her first DDS degree in Iran and her Master of Business Administration (MBA) from the Eric Sprott School of Business, Carleton University. She obtained her second DDS degree from the University of Toronto (U of T) with honors and is a graduate of the Prosthodontic program at the U of T. She is currently involved in private practice limited to Prosthodontics and implant dentistry, is a clinical instructor at the Faculty of Dentistry, University of Toronto in the Graduate Prosthodontics department, is the chief of clinical operations of the Build Your Smile Dental Foundation (Domestic) and a clinical associate at the department of Dentistry, Mt Sinai Hospital.

Primary Sponsor/s:



Secondary Sponsor/s





Dr. Parvaneh Bahrami

SOFT TISSUE GRAFTING; TO GRAFT OR NOT TO GRAFT

AGD Subject Code: 490

Description:

Recessions are one of the most common clinical findings in a dental practice. Graft or not to graft, refer or not to refer, is a constant battle in the mind of the clinician trying to make the appropriate clinical decision for addressing this mucogingival defect condition.

Understanding the etiology and the risk factors, surgical treatment modalities, and their indications and contraindications helps the general practitioners in their thought process in selecting the appropriate time, case, and technique for this treatment modality.

Learning Objectives:

- To have a better understanding of the etiology and risk factors.
- To have a better understanding of the case selection process for soft tissue grafting.
- To review goals of soft tissue grafting procedures and their indications.

Bio:

Dr. Parvaneh Bahrami obtained her first degree in Dentistry (DDS) in Iran in 1992. She completed the Qualifying program at the Faculty of Dentistry, University of Toronto with honors in 2004. She continued her education at the graduate level with Specialty Training in Periodontology and Implant Surgery at the Faculty of Dentistry, University of Toronto obtaining her degree in 2012. More than a decade of experience in general dentistry before becoming a specialist has been an invaluable asset in her understanding and treating patients and working with referring dentists. Dr. Bahrami is a board-certified periodontist in Canada and is a Fellow of (RCDC). She also is board certified by The American Board of Periodontology and is a Diplomat of the American Academy of Periodontology (AAP). Dr. Bahrami is a clinical instructor in the Periodontology Department at the Faculty of Dentistry, University of Toronto. She practices as a periodontist and implant surgeon at Prosthodontics Associates.



Virtual Meeting

Primary Sponsor/s:



Secondary Sponsor/s





Wednesday, Apr.19, 2023

{ Lecture 6:00pm -7:30pm | 1.5 CE Points }

EXODONTIA, EVERYONE IS AN EXPERT, UNTIL DISASTER STRIKES

Dr. Larry Gaum *AGD Subject Code: 310*

Description:

Things can happen. Complications in Oral Surgery are real. During this lecture, you will learn how to solve them if they happen. You will also learn how to avoid them so they won't happen the next time. In this presentation, Dr. Gaum will present actual cases that will keep you from going OFF TRACK.



Virtual Meeting

Bio:

Dr. Lawrence (Larry) Gaum is an oral surgeon who maintains a private practice in Toronto, Ontario, Canada. He is a graduate of Dalhousie University Dental School in Nova Scotia, Canada. He practiced general dentistry for five years before taking his post-graduate training in Anaesthesia and Oral Surgery at the University of Pittsburgh and the Wilmington Medical Centre in Delaware. He is a former Associate Professor in Dentistry, University of Toronto, where he taught for over twenty years. He has lectured extensively throughout Canada, USA and numerous other countries, teaching his fellow dentists oral surgery, anaesthesia and pharmacology.

Primary Sponsor/s:



Secondary Sponsor/s:





Dr. Mahmood Abu Ruja
DDS, M.Sc., PhD, M.Sc.
(Prosth), FRCDC

IMMEDIATE IMPLANT PLACEMENT AND PROVISIONALIZATION OF ANTERIOR SINGLE IMPLANTS B

AGD Subject Code: 690

Description:

In spite of the high success rates achieved with osseointegrated implants, achieving an optimal gingival esthetics around anterior single implants is a challenge. Immediate implant placement and provisionalization were utilized in the anterior region to preserve the existing soft and hard tissues, as well as to optimize the aesthetic outcome. However, many factors may influence the esthetic success and complicate such treatment.



Virtual Meeting

Course Objectives:

- Review the best available evidence related to Immediate implant placement and provisionalization
- Discuss factors influence a successful outcome
- Clinical protocol for immediate implant placement
- Step by step provisionalization procedure

Bio:

Dr. Mahmood Abu Ruja is a clinician-scientist in the field of Prosthodontics, with over 10 years of experience as a clinician and a lecturer in Prosthodontics. He received his dental degree from The University of Jordan in 2006. He completed his MSc in Prosthodontics and Ph.D. in Dental materials at the Faculty of Dentistry, University of Toronto. Dr. Abu Ruja's research explored topics related to dental materials, Zirconia bonding and surface treatment, and complications of dental implants. He received many national and international awards for his research. Dr. Abu Ruja is currently an instructor in Prosthodontics at the University of Toronto and maintains a private practice limited to Prosthodontics. He enjoys spending his free time with family and friends.

Primary Sponsor/s:



Secondary Sponsor/s





Dr. Sorin Boeriu
DDS, MsD, PhD
Dip Perio, FRCD(C)

MINIMALLY INVASIVE SOFT TISSUE GRAFTING SURGERY WITH ALLODERM PATIENT FRIENDLY MINIMALLY INVASIVE GRAFTING (THAT REALLY WORKS)

AGD Subject Code: 490

Description:

Biomaterials have progressively gained popularity in periodontics due to their advantages compared with autogenous grafts, such as unrestricted availability, avoidance of a secondary surgical site, reduction of the surgical time, and patient's preference. Currently, the Acellular Dermal Matrix (Alloderm, ADM) is considered to be the graft substitute with the most similar outcomes to the connective tissue graft (CTG).

Alloderm is routinely used for root coverage procedures and soft tissue augmentation at tooth or implant sites particularly when avoiding a second surgical site and minimizing patient morbidity is the primary concern. Other applications for the use of Alloderm will be presented in this lecture.



Virtual Meeting

Bio:

Dr. Sorin Boeriu completed the Periodontal Graduate Program at Case Western Reserve University (CWRU) School of Dental Medicine in Cleveland, Ohio and a PhD in medical sciences at the University of Medicine, Science and Technology of Targu Mures, Romania. Dr. Boeriu maintains a private practice limited to implant and periodontal surgery. He has published articles with emphasis on soft tissue grafting and periodontal/ restorative treatment of carious and non-carious cervical lesion. He is an international author & speaker. And he is a Fellow of the RCDCW, Diplomate of the International Congress of Implantologists, Member of the American Academy of Periodontology. Dr. Boeriu is the author of a two textbooks:

- Periodontics in the Tradition of Bissada : Complete works as an educator, researcher and clinical practice
- Clinical Periodontology and Implant Surgery : Translating fundamental questions into clinical practice

Primary Sponsor/s:



Secondary Sponsor/s:





Dr. Paolo Scattarelli

ESTHETICS AND FUNCTION IN ORAL REHABILITATION: DIGITAL AND ANALOG WORKFLOW FOR PREDICTABLE RESULTS.

AGD Subject Code: 690

Description:

The goal of any prosthetic rehabilitation is to restore the function, biology and aesthetics of the masticatory organ. Whether it's simple cases or more extensive rehabilitations, knowledge of simple and repeatable therapeutic protocols allows the clinician to always be effective and efficient in all phases of treatment. The use of digital tools such as optical scanners and digital pantographs allows us to make the most of the potential of new dental prosthetic materials and their production processes. The integration of "digital" steps with "analogue" clinical and technical steps leads to a symbiosis of clinical procedures and techniques for long-term therapy success. The purpose of the report is to describe our workflows from the diagnostic phase and acceptance of the treatment plan up to the definitive cementation of the prosthetic devices, passing through all the phases of clinical and dental technology implementation.



Paolo Smaniotto
MDT

Bios:

Dr. Paolo Scattarelli, Freelance Dentist, Professional in Bitonto (BA) Via Luigi Settembrini 21,70032 Bitonto (BA)

Odt. Paolo Smaniotto, Dental Technician Laboratory Owner in Bassano, del Grappa (VI). Active Member of AIOP (Academ Italian Prosthetic Dentistry). Professor of Prosthetic Technologies of the CLOPD University Laboratory Life and Health San Raffaele, Milan (Prof. Enrico Gherlone)
Smaniotto laboratory Via IV Armata 44 36061 Bassano del Grappa (VI).




Virtual Meeting

Primary Sponsor/s:



Secondary Sponsor/s





Wednesday, May 24, 2023

{ Lecture 6:05pm -7:05pm | 1.5 CE Points }

DIGITAL PLANNING WITH EXOPLAN FOR IMPLANTS

AGD Subject Code: 690

Alex Chabachevitch

Description:

Discover the benefits of exoplan a high performance, user-friendly open software solution for your implant planning and surgical guide design.

Alex Chabachevitch, RDT, was born and educated in Ukraine. He immigrated to Canada in 1991 and discovered an affinity for the Dental Technology Field. Alex, changed his career focus from computers to Dental Technology. He obtained his RDT license in 1998 and soon after, in 2000, he opened his own dental lab in Toronto. The labs is a Crown a Bridge lab that has a strong focus on implantology, aesthetics and digital dentistry. Alex is also partner in Unique Dental Supplies.



{ Lecture 7:10pm -8:10pm | 1.5 CE Points }

CUTTING EDGE LASER PERIO/IMPLANT PROTOCOLS FOR ULTIMATE REVENUE GROWTH

AGD Subject Code: 690

Dr. Samuel B. Low,
D.D.S., M.S., M.Ed.

Description:

The minimally invasive Waterlase REPAIR™ protocols achieve superior patient reported outcomes (less pain, swelling, bruising) and faster procedure times — with equivalent clinical results to the latest open flap techniques. See how you can participate in the massive market growth with lasers. Only 7% of U.S. Dental Practices incorporate all tissue lasers — Every additional 1% equals \$50M in new revenue.

Dr. Samuel B. Low, D.D.S., M.S., M.Ed., was named Vice President, Dental and Clinical Affairs, and Chief Dental Officer of BIOLASE in October of 2016. Dr. Low is Professor Emeritus, University of Florida, College of Dentistry and Associate faculty member of the Pankey Institute, with 30 years of private practice experience in periodontics, lasers and implant placement. He is also a Diplomate of the American Board of Periodontology and past President of the American Academy of Periodontology. Dr. Low provides dentists and dental hygienists the tools for successfully managing the periodontal patient in general and periodontal practices. He was selected “Dentist of the Year” by the Florida Dental Association, Distinguished Alumnus by the University of Texas Dental School, and the Gordon Christensen Lecturer Recognition Award. He is a Past President of the Florida Dental Association and past ADA Trustee. Dr. Low received his Doctor of Dental Surgery (D.D.S.) and Master of Science (M.S.) degrees from the University of Texas at Houston. He also completed his residency in Periodontics at the University of Texas at Houston, and received a Masters of Education from the University of Florida.



Virtual Meeting

Primary Sponsor/s:



Secondary Sponsor/s





Milan Jovanovic, DT

IMMEDIACY, PRINTING AND GUIDED SURGERY, AN UPDATE ON HOW TO APPLY DIGITAL WORKFLOW

AGD Subject Code: 690

Description:

Digital dentistry has been around for some time now, but in today's environment the need for quicker and more efficient workflows is rising.

Traditional methods though viable are being challenged with new techniques through which immediacy is achieved. Innovative technology and workflows make this possible. We will look at these workflows, technologies and how they facilitate immediacy in today's demanding environment.

Milan Jovanovic graduated the Dental Technician program at George Brown in 2007 and became a licensed RDT in 2011 and has worked in small, mid-sized and large lab environments throughout his career. Milan spent over six years working in a GP office's on-site lab, developing his understanding of restoring prosthetics from a clinician's perspective where he developed a higher understanding of the implant cases that made up the majority of his cases. Milan has over nine years of CAD/CAM experience; more than six of which were spent learning and developing digital work flows between the lab and clinic. Milan is familiar with numerous technologies including Noble Procera, Dental Wings, Sirona Cerec, 3shape (lab and trios), and Itero. Since 2018, Milan has been working in the Lab Division of the Straumann Group.



Virtual Meeting

Primary Sponsor/s:

straumanngroup



Secondary Sponsor/s





Friday, June 23, 2023

{ Lecture 9:00am -10:30am | 1.5 CE Points }

A MATHEMATICAL APPROACH TO IMPLANT PLACEMENT SUCCESS

Dr. Scott Maclean
DDS, FACD, FADI, FICD,
FGNYAP, FPFA

AGD Subject Code: 690

Description

This presentation will show how to plan the single implant, the 3 unit bridge, and the All on 4 prosthesis using digital technology. Dr MacLean will show a mathematical approach planning and placing dental implants based on esthetics, strength, and health to achieve longterm success.

Bio:

Scott MacLean currently has over 14,000 subscribers on his Dental YouTube Channel (smmaclean) with more than 4 million views. MacLean is a global speaker and has often been on the main-stage podium for many international symposiums. He has taught dentistry students for more than 15 years on the topic of dental implants and restorative dentistry. Dr MacLean is currently a director with the Seattle Study Club. He really enjoys discussing how to use digital technology to wow your patients and to improve accuracy of the digital workflow. He currently has 4 intraoral scanners, 2 digital printers (SLA and DLP), and one desktop lab scanners in his office. Dr MacLean is proud to be a Fellow of the Greater New York Academy of Prosthodontics (GNYP). He is a Fellow of the American College of Dentists (FACD), The International College of Dentists (FICD), The Pierre Faucard Academy (FPFA), and The Academy of Dentistry International (ADI). Last he is a key opinion leader for 4 major dental companies. Dr. MacLean has taught "Dental technology" around the globe including most US states and all 10 Canadian Provinces. He has visually stunning lectures that really help the audience understand the way that dental offices are using intraoral scanners. He will discuss what the IOS is the number one digital tool to get. He has been an invited guest speaker at the Harvard School of Dental Medicine on the topics of implant dentistry as well as digital smile design.



Virtual Meeting

Primary Sponsor/s:



Secondary Sponsor/s



ARE YOU STILL DANCING THE VERIFICATION JIG?

AGD Subject Code: 690

Description

- Implant-supported Full Arch Rehabs with Nexus iOS: the missing link in the digital workflow for the fully edentulous arch
- An End to End Complete Next Gen Digital Workflow
- The Nexus iOS system is the first-of-its kind digital full-arch restorative solution
- Learn what makes this workflow tick
- Comparison of the end to end Conventional vs. Digital workflows
- Understand what makes the Nexus Scan Gauges allow for the most accurate full-arch implant capture using the technology you already own
- Understand the advantages of this innovative digital protocol and what makes it so simple and efficient
- Reimagine the treatment options for your edentulous patient

Bio:

Dr. Michael Klein, D.D.S. graduated from the University of Maryland Dental School. He went on to complete a General Practice Residency program at Woodhull Medical Center in Brooklyn, New York. Dr. Klein received his training in Oral Implantology by completing a two year, full-time Fellowship in Oral Implantology and Biomaterials at the Brookdale Hospital Medical Center in Brooklyn, New York. He then completed Specialty training in Prosthodontics at the University of Medicine and Dentistry of New Jersey. Dr. Klein was a Clinical Associate Professor at New York University College of Dentistry in the Department of Periodontology and Implantology for 17 years. Dr. Klein is a diplomate of the American Board of Oral Implantology/ Implant Dentistry. He is a diplomate of the International Congress of Oral Implantology (ICOI). He is a Fellow of the Academy of Osseointegration and a Fellow of the Greater New York Academy of Prosthodontics. He has pioneered the technology used in computer guidance for dental implant surgery and holds multiple patents for this technology. He has co-authored a book, *The Atlas of Oral Implantology*, as well as numerous book chapters and articles on Implant Dentistry. Dr. Klein speaks nationally as well as internationally on a variety of topics in Oral Implantology. Dr. Klein is the CTO of the Keystone Dental Group.

Kevin McAuley, RDT, has been in the dental industry for 39 years and involved in the ever-improving world of dentistry and dental technology and turning this passion into a rewarding career. With early exposure to dental implants and a passion for design and manufacturing, dental technology allowed me to join numerous implant-training courses in the early years. With a lack of technical training courses available, most of my early training was on the surgical protocols, allowing me to build relationships but also engage early in the treatment protocols and build a sound foundation for a lasting role in providing solutions for patients. The evolution of dental equipment, specifically CAD CAM, has been in the forefront of Kevin's experiences as well. Educating Clinicians and Technicians has been a cornerstone for supporting my learnings. Whether lecturing, hands-on training or product development, his focus has always been on elevating the technical and digital profile in the treatment team through higher clinical education. Kevin is an RDT and a member of the College of Dental Technologists of Ontario. He is currently the National Digital Specialist, Canada with the Keystone Dental Group.



Dr. Michael Klein,
DDS



Kevin McAuley,
RDT



Virtual Meeting

Primary Sponsor/s:



Secondary Sponsor/s





Friday, September 8, 2023

{ Lecture 9:00am -10:30am | 1.5 CE Points }

THE MARYLAND (RESIN BONDED) BRIDGE REVISITED. A SUCCESS WHEN DONE RIGHT.

Dr. Izchak Barzilay
D.D.S., Cert. Prosth.,
M.S., F.R.C.D.(C)

AGD Subject Code: 610

Description

The Resin Bonded Bridge was first developed in Maryland and hence was named the Maryland Bridge. It was created at a time when we knew little about bonding and materials. Many early failures were encountered because of trial and error techniques. For this reason many dentists no longer use this method and it is not taught at many schools. Over the years methods have been developed at PA (Prosthodontic Associates) that ensure longevity of this type of restoration. This presentation will present 35 years of experience with this restoration and present a checklist of how to do this restoration with confidence and success.



Virtual Meeting

Bio:

Dr. Izchak Barzilay received his DDS from the University of Toronto in 1983, a Certificate in Prosthodontics from the Eastman Dental Center in Rochester, NY in 1986, and MS from the University of Rochester in 1991. He is Head of the Division of Prosthodontics and Restorative Dentistry, Mt. Sinai Hospital, Toronto, Ont.; Head- Prosthodontics, Bridge to Health Medical and Dental; Adjunct Professor, Division of Prosthodontics of the Eastman Department of Dentistry, University of Rochester, Rochester, NY; Professor, George Brown College of Applied Arts and Technology, Toronto, ON; Associate in Dentistry, University of Toronto, Toronto, Ont.; Chief Examiner in Prosthodontics – Royal College of Dentists of Canada; Past - President of the Association of Prosthodontists of Canada; Past President - Ontario Study Club for Osseointegration.; Advisory Board - International Society for Digital Dentistry; Medical Advisory Board Member – Sjogren’s Society of Canada; Publication reviewer for Journal of Esthetic and Restorative Dentistry, and is in private practice limited to prosthodontics and implant dentistry in Toronto, Ont. He has published on various topics including immediate implants, bonding plastics to various metals and other material and implant related topics. Dr. Barzilay holds many fellowships in prestigious organizations and has been awarded multiple awards for his research and teaching accomplishments.

Primary Sponsor/s:



Secondary Sponsor/s:





Mark Chan,
DD

NEW INNOVATIONS IN RESTORATIVE IMPLANT DENTISTRY

AGD Subject Code: 690

Description

Restorative dental work is becoming more and more popular and accessible in the world. In fact, studies suggest that dental implants will fully overtake dentures as a restorative dental procedure eventually. The limitations of dental implants are also decreasing with time. For example, patients with small jaws, weak jaw bone, and thin soft tissue can acquire dental implants without any complications with the help of new innovative technologies. The future of dental implants will likely contain seamless tooth replicas, more affordable options when you visit your dentist near you, faster healing times, and a lot more precision in placing the implant.



Virtual Meeting

Bio:

Mark Chan received his diploma from Denturism in Toronto at George Brown College with honours. Currently Mark is practicing in Ontario with a main focus on high-end removable and implant prosthetics. With a passion for both technical and clinical techniques he is certified in Bio-logic, BPS and SDC denture concepts and is a ZunstZhanWerk “Art of Denture” award winning Denturist, he is a sought after consultant and opinion leader in the Denturist and Lab community.

Primary Sponsor/s:



Secondary Sponsor/s





Dr. Waji Khan

Friday, September 29, 2023

{ Lecture 9:00am -10:30am | 1.5 CE Points }

CASE PRESENTATIONS ON SMILE DESIGN, ORTHODONTICS, IMPLANTS, TADS AND FULL MOUTH REHABILITATION.

AGD Subject Code: 690



Virtual Meeting

Description

Successful case presentation focuses on 3 elements: listening carefully, communicating clearly, and, specifically, addressing patients' questions in language they can understand. Presenting treatment from the patient's perspective adds value and can be a motivating factor that leads to acceptance of the proposed treatment.

Communication always was and still is the basis of everything we do in dentistry. For a long time in dentistry, the patient just had to trust what the dentist or hygienist was telling them, so trust and rapport with the patient was the key to acceptance. But today with social media and the internet, people can do their own research on what dental treatments are, what they feel like, and even what they should be paying for them.

Join us for this informative presentation.

Bio:

Dr. Waji Khan is a graduate of the University of Toronto Faculty of Dentistry (2001). Dr. Khan served as a dental officer in the Canadian Armed Forces from 1998-2007 and began his practice there. After a ten-year career in the Canadian Armed Forces, he then moved to Kingston with his wife and life partner, Dr. Sohela Vaid. Dr. Khan enjoys working in all areas of dentistry with a particular interest in cosmetic/esthetic, implant, sedation, restorative, orthodontic and surgical dentistry to improve oral health and boost confidence. He is dedicated to providing oral health care in a comfortable and welcoming environment.

Primary Sponsor/s:



Secondary Sponsor/s





Dr. Rony Dagher
DDS, MSc, FRCD(C),
Endodontist

SIMPLIFIED CANAL SHAPING AND OBTURATION: KEEP IT SAFE, EFFECTIVE AND SIMPLE

AGD Subject Code: 070

Description

TBA

Bio:

Dr. Rony Dagher is an Endodontist and a fellow with the Royal College of Dentists of Canada who maintains a private practice in Mississauga, Ontario, Canada. He is a graduate from the University of Toronto with a Bachelor of Science degree. He attended Case Western Reserve University where he graduated with a DDS. He attended the surgical residency program at the Toronto General Hospital and practiced general dentistry for 7 years prior to enrolling in and completing a specialty master's degree in endodontics at the University of Toronto.

Dr. Dagher has served as an instructor at both the undergraduate and graduate endodontic departments at the University of Toronto. He is currently on the board of endodontic examiners for the Royal College of Dentists of Canada. Dr. Dagher holds special interest in Dental Traumatology and Regenerative Endodontics. He currently lectures on a variety of

endodontic topics including rotary instruments, trauma, disinfection and regeneration. He is currently a member of numerous endodontic and dental associations and societies.



Virtual Meeting

Primary Sponsor/s:



Secondary Sponsor/s





Dr. Jeff Li,
DMD, MSc, FRCD(C)

SOCKET SHIELD – UNCOMPROMISED AESTHETICS THROUGH BIOLOGIC PRESERVATION

AGD Subject Code: 690

Description

Implant surgery in the aesthetic zone is one of the most challenging areas of dentistry. Once a tooth is extracted, a chain of remodeling events takes place which often leads to less-than-desirable outcomes, both from the surgical and prosthetic standpoints. Although various techniques exist, the Socket Shield technique stands out as the one utilizing true biologic preservation. Over time and with refinement, it has shown to be both predictable and reproducible and should be considered in almost all aesthetic implant cases.



In-Person Meeting

Outline:

- Understand challenges in aesthetic implant dentistry
- Describe the rationale & protocol for partial extraction therapy
- Clinical case presentations with a step-by-step protocol

Bio:

Dr. Jeff Li first received his Doctorate of Dental Medicine with Clinical Honors from the University of Pennsylvania School of Dental Medicine, before earning his Master's Degree and Certificate in Periodontics from the University of Michigan. Upon graduating, Dr. Li worked at Perico, PC in Boston, MA, and was also a lecturer and clinical instructor at Harvard School of Dental Medicine. Currently, Dr. Li maintains two private practices limited to Periodontics and Implantology in Peterborough and Thornhill, Ontario, while also working in various clinics in and around the Greater Toronto Area. He is dual boardcertified, as a Diplomate of the American Board of Periodontology (ABP) and a Fellow of the Royal College of Dentists of Canada. Dr. Li is a co-director at ACE Institute and a Faculty of BITES Institute, having given lectures and led workshops across Canada.

Primary Sponsor/s:



Secondary Sponsor/s





Dr. Dana Colson,
DDS

EXPLORING THE COMPONENTS OF A HOLISTIC DENTAL PRACTICE.... IT STARTS WITH A PATIENT CENTERED VOLITIONAL BELIEF

AGD Subject Code: 250

Description

This presentation will discuss a variety of topics from a wellness based perspective inclusive of perio, grinding and clenching, snoring and sleep apnea as well as mindfulness from a patient centered approach. Personal experiences will be shared that occur on a daily basis within the practice including verbiage, dialogue and active listening.

Each participant will receive an ebook of Dana's book... Your Mouth: The Gateway to a Healthier You.

Bio:

Dr. Dana Colson practices wellness-based dentistry in midtown Toronto. She graduated from the University of Toronto in 1977. Throughout her career Dana has committed to extensive continuing education. Dana has studied Acupuncture, Nutrition, Craniosacral Therapy and Homeopathy. Dana has also taken courses in active listening and NLP. Dana holds accreditation in IAOMT, achieved FAGD, and is a member in several professional organizations, including the ODA/CDA, AACD and HAPA. She is also a graduate of both the Pankey Institute in Florida and the Kois Curriculum in Seattle.

Dr. Colson has recently authored the book *Your Mouth: The Gateway to a Healthier You*. Dana has lectured extensively in Canada and internationally on general, laser and cosmetic dentistry, integrating her unique wellness based approach

Location:

Courtyard by Marriott Toronto Northeast/Markham
7095 Woodbine Ave, Markham, ON L3R 1A3



In-Person Meeting

Primary Sponsor/s:



Secondary Sponsor/s



TIA 2023

Membership Form

Membership Fees

TIA Annual Membership Plus: \$999.00^{+applicable taxes}

[Includes: 20 TIA Seminars & Two Core 1 Courses |
4 TIA BONUS Seminars]

Full Day Core 1 Course: \$299.00^{+applicable taxes}

Single Day Seminar In-Person: \$199.00^{+ applicable taxes}

[Two 90 minutes seminars]

Date: _____

Single Day Seminar Virtual: \$129.00^{+applicable taxes}

[Two 90 minutes seminars]

Date: _____

Membership Information

Dr. RDT. DD. Other _____

Name: _____

Company Name: _____

Address: _____

City: _____ Prov: _____ Postal Code: _____

Phone: _____ Cell: _____ Fax: _____

Email: _____

Please note that by giving us your email, you are giving Palmeri Media group Inc. permission to send you emails/CEM's. We appreciate your privacy and you can unsubscribe from our email list at anytime.

Payment Information

Cheque (Payable to Palmeri Publishing Inc.) VISA MasterCard Amex

Amount Authorized: _____

Card Holder Name: _____

Card Number: _____ Exp. Date: _____

Signature: _____ CVV: _____

Fax the form completed and signed to: 905.489.1971

Mail to: Palmeri Publishing Inc. | 145 Royal crest Court, Unit 35 | Markham, ON L3R 9Z4

Disclaimer: Seminars offered by the Toronto Implant Academy do not automatically provide adequate training for participants to undertake procedures discussed. Participants are responsible for obtaining any necessary additional training. Opinions expressed do not necessarily reflect regulatory guidelines. Where a participant misses a seminar, no refunds or transfers are applicable. Membership costs are not refundable under any circumstances. The organisers reserve the right to change the Academy program at any time.

For more information contact: seminars@palmeripublishing.com • events@palmeripublishing.com

Toll Free: 1.866.581.8949 • www.palmerimediagroup.com/tia



CE Provider:



Toronto Implant Academy (TIA) Nationally Approved PACE Program for FAGD/MAGD credit. Approval does not imply acceptance by any regulatory authority or AGD endorsement. 9/1/2022-8/31/2025. Provider ID# 355116.

TIA 2023

A SINCERE THANK YOU TO OUR SPONSORS



HEAPS & DOYLE



For more information contact: seminars@palmeripublishing.com • events@palmeripublishing.com

Toll Free: 1.866.581.8949 • www.palmerimediagroup.com/tia

CE Provider:



Toronto Implant Academy (TIA) Nationally Approved PACE Program for FAGD/MAGD credit. Approval does not imply acceptance by any regulatory authority or AGD endorsement. 9/1/2022-8/31/2025. Provider ID# 355116.

