

SDA

Spectrum Denturist Academy

Explore the benefits of membership at
www.palmermediagroup.com
events@palmerpublishing.com
seminars@palmerpublishing.com



Membership Fees:


Option 1:

SDA Annual Membership
4 SDA Seminars
\$499^{+HST}

Option 2:

SDA Membership Plus
4 SDA & 10 TIA Seminars
\$689^{+HST}

Option 3:

SDA Single Seminar
(Virtual) 
\$159^{+HST}

2023



In person Meeting



Virtual Meeting

SDA Seminar Days



February 18th, 2023



April 15th, 2023



May 6th, 2023



September 9th, 2023



Toronto Implant Academy Seminars (TIA)

Choose 4 days (8 lectures) out of
10 seminar days - 20 Lectures:
8 Virtual & 2 in person






Lectures

8:30am – 12:30pm (4 CE Points)

8:30 am - 9:50 am

Case presentations using digital dentistry to create complete dentures for full mouth rehabilitation.

Dr. Waji Khan



Description:

Successful case presentation focuses on 3 elements: listening carefully, communicating clearly, and, specifically, addressing patients' questions in language they can understand. Presenting treatment from the patient's perspective adds value and can be a motivating factor that leads to acceptance of the proposed treatment.



Communication always was and still is the basis of everything we do in dentistry. For a long time in dentistry, the patient just had to trust what the dentist or hygienist was telling them, so trust and rapport with the patient was the key to acceptance. But today with social media and the internet, people can do their own research on what dental treatments are, what they feel like, and even what they should be paying for them.

Join us for this informative presentation.

Dr. Waji Khan is a graduate of the University of Toronto Faculty of Dentistry (2001). Dr. Khan served as a dental officer in the Canadian Armed Forces from 1998-2007 and began his practice there. After a ten-year career in the Canadian Armed Forces, he then moved to Kingston with his wife and life partner, Dr. Sohela Vaid. Dr. Khan enjoys working in all areas of dentistry with a particular interest in cosmetic/esthetic, implant, sedation, restorative, orthodontic and surgical dentistry to improve oral health and boost confidence. He is dedicated to providing oral health care in a comfortable and welcoming environment.

EMAIL MARKETING

Use PMG's CASL approved email lists to reach the targeted market of your choice:
Dentists, Dental Technicians,
Denturists and Hygienists
(including Québec).

For more information, contact us at:
905-489-1970 Ext 204



Palmeri Media Group
145 Royal Crest Ct, Unit 35,
Markham, ON L3R 9Z4
www.palmermediagroup.com



9:50 am - 11:10 am

Immediacy, Printing and Guided Surgery, An Update On How To Apply Digital Workflow

Milan Jovanovic



Digital dentistry has been around for some time now, but in today's environment the need for quicker and more efficient workflows is rising. Traditional methods though viable are being challenged with new techniques through which immediacy is achieved. Innovative technology and workflows make this possible. We will look at these workflows, technologies and how they facilitate immediacy in today's demanding environment.



Milan Jovanovic graduated the Dental Technician program at George Brown in 2007 and became a licensed RDT in 2011 and has worked in small, mid-sized and large lab environments throughout his career. Milan spent over six years working in a GP office's on-site lab, developing his understanding of restoring prosthetics from a clinician's perspective where he developed a higher understanding of the implant cases that made up the majority of his cases. Milan has over nine years of CAD/CAM experience; more than six of which were spent learning and developing digital work flows between the lab and clinic. Milan is familiar with numerous technologies including Noble Procera, Dental Wings, Sirona Cerec, 3shape (lab and trios), and Itero. Since 2018, Milan has been working in the Lab Division of the Straumann Group.

11:10 am - 12:30 pm

Digital Dentures! The future awaits!

Derik Ayers



High quality digital dentures, no longer an oxymoron?

In this presentation Grant will discuss the advantages modern-day digital denture technology offer the restorative team. By eradicating the use of a traditional wax bite-rim to establish the patient's VDO the efficiency and predictably with which we can restore the edentulous patient is greatly enhanced. Innovative materials combined with light synthesis printing technology, now fulfills even the most discerning clinician's esthetic, functional and workflow requirements.

Highlights:

- Simplified & more predictable clinical workflows
- Material advantages vs traditional techniques
- No appointment remakes
- Limited appointment new denture processing
- Digital archiving for simplified future workflows
- Using the existing denture as prototype starting point
- Monolithic printed vs traditional carded teeth
- Internal support for an implant supported polymer denture

Derik Ayers is the director of digital removables at Absolute Dental Services in the Triangle of North Carolina. Derik started his career as a technician in the digital world and today continues his journey by streamlining the additive manufacturing process at Absolute. Derik is the epitome of the new generation of dental technicians who specialize in digital dentistry supported by hand-processed artistry.





Lectures

8:30am – 12:30pm (4 CE Points)

8:30 am - 9:50 am

“The digital workflow for denture creation from digital patient diagnostics to denture design. “

Kaveh Shams, DT



Description:

Kaveh Shams, DT (Zirkonzahn, Italy) will show step-by-step a workflow for the digital creation of dentures. In the first part, the lecturer will illustrate innovative instruments for digital patient diagnostics, allowing for a 3D virtual reproduction of the patient's physiognomy and oral situation, which is used as a basis for patient-individual and aesthetic treatments. Subsequently, he will focus on the denture creation workflow, showing the design process and demonstrating denture teeth anatomy.



Kaveh Shams graduated as a Dental Technician from Lambeth College in London, UK, in 2010. Since then, he has worked in multiple dental laboratories in London and Toronto. In recent years, his passion for digital dentistry has led him to take responsibility as a CAD-CAM Specialist supporting and coaching dental community members across Canada. He continues serving the dental community as Zirkonzahn's ambassador and branch manager.

EMAIL MARKETING

Use PMG's CASL approved email lists to reach the targeted market of your choice:
Dentists, Dental Technicians,
Denturists and Hygienists
(including Québec).

For more information, contact us at:
905-489-1970 Ext 204



Palmeri Media Group
145 Royal Crest Crt. Unit 35,
Markham, ON L3R 9Z4
www.palmerimediagroup.com

PMG
Palmeri Media Group

9:50 am - 11:10 am

Full Dentures (upper and lower) live design in 3Shape

Oleksandr Oborotov



Description:

Learn to design upper and lower dentures in 3Shape Dental Designer module 2022. This step-by-step walkthrough through the vital options in the design module will be your guide to the successful completion of the upper and lower dentures design and is the absolute minimum you would need to design dentures.



Oleksandr Oborotov, MA, college degree in metal lathe operator, has 8+ years of experience with CAD/CAM in the dental field. He worked for 3Shape and Argen Canada. He has successfully trained and helped Canadian denturists as well as dentists, implant surgeons, dental technicians all over the world transition their businesses in to the digital dental domain.

11:10 am - 12:30 pm

How Desktop Health is Growing 3D Printing in Dentistry Today and Tomorrow

Kevin Dillon



Description:

This presentation will explore the unique position of Desktop Health and how its innovation can positively impact the dental provider and the patients. Bob Piercy. With over 10 years of experience on the dealer side of the dental industry Bob Piercy decided to join the team at Desktop Health in 2021. "I see tremendous opportunity in the 3D Printing / Additive Manufacturing space across all industries. The fact that I found an opportunity to work in this space in the dental industry was an opportunity I could not pass up."

Having always taken an interest in helping dental providers increase business efficiencies while increasing patient care makes Desktop Health the perfect match. "Additive Manufacturing is much more versatile and cost effective than current manufacturing processes in dentistry. The next three to five year we will see the printing capabilities expand due to the development of new material science allowing for broader, final application manufacturing.

I believe Desktop Health has a unique position and opportunity to be the leader in this space as we develop high quality printers, but also the materials for these growing applications."

Kevin Dillon, Jr. Dental Channel Manager, Canada and MidAtlantic & Northeast US, for EnvisionTEC. Kevin has over 30 years in the dental field. He started his career with Leach & Dillon in 1990, finishing his time as a President / CEO before selling his company to American Dental Supply. Kevin has lectured internationally and has aided dental laboratories in strategic growth. In 2012, he left dentistry to pursue a career in 3D printing, working in the industrial sector, marketing Stratasy 3D printers. Kevin re-entered the dental market in 2015 with EnvisionTEC and is a subject matter expert in 3D printing dental applications.

Desktop Health




Lectures

8:30am – 12:30pm (4 CE Points)

8:30 am - 9:50 am

Consideration for the delivery of Immediate Dentures

Alex Chabachevitch



Description:

The advantages of immediate dentures compared to conventional complete denture treatment. Step by step workflow of designing digital dentures with the latest exocad software.

Alex Chabachevitch, RDT, was born and educated in Ukraine. He immigrated to Canada in 1991 and discovered an affinity for the Dental Technology Field. Alex, changed his career focus from computers to Dental Technology. He obtained his RDT license in 1998 and soon after, in 2000, he opened his own dental lab in Toronto. The lab is a Crown a Bridge lab that has a strong focus on implantology, aesthetics and digital dentistry. Alex is also partner in Unique Dental Supplies.



9:50 am - 11:10 am

Principals of Marketing for Dental Labs

Dominic Babinski, CPA, CMA



Description:

Managing/running a dental lab is a complex process filled with challenges. A thought-out focus on marketing often takes a back seat to the day-to-day business demands, resulting in lost business potential and limited growth. This lecture will present basic marketing principals that can be applied immediately to increase revenues and help define your lab's reason for being.

Dominic Babinski is the VP of Business Development for Denplus Inc. He's been working in the dental industry for 30 years and in that time has created marketing plans that have helped businesses grow their sales and increase profits. He's passionate about helping dental professionals maximize their success.



11:10 am - 12:30 pm

Attachments And Implants 101

Mark Chan, DD



Description:

This lecture will be an introduction to implants and attachments for the modern day dentist

- What are the common implant connections that most clinicians encounter in the real world
- Implant abutments what are they; where, when and why are they used
- Implant complications what they are and how to manage them
- Impression taking basics
- Servicing aging implant prosthetics
- Intraoral pickup vs lab processing
- Substructure design

Mark Chan received his diploma from Denturism in Toronto at George Brown College with honours. Currently Mark is practicing in Ontario with a main focus on high-end removable and implant prosthetics. With a passion for both technical and clinical techniques he is certified in Bio-logic, BPS and SDC denture concepts and is a ZunstZhanWerk "Art of Denture" award winning Denturist, he is a sought after consultant and opinion leader in the Denturist and Lab community.

SDA Seminar Days



February 18th, 2023



April 15th, 2023



May 6th, 2023



September 9th, 2023



Toronto Implant Academy Seminars (TIA)

Choose 4 days (8 lectures) out of
10 seminar days - 20 Lectures:
8 Virtual & 2 in person



Lectures

8:30am – 12:30pm (4 CE Points)

8:30 am - 9:50 am

Vita Axzent LC Applications and simplified approach to characterizing analog and cad cam applications

Mark Chan, DD



Description:

This session will go through a systemic approach to the new Vita Axzent LC stain and glaze system

- CAD/CAM single unit Restorations Applications
- Analogue/Digital Denture Applications
- Full Arch Implant Applications
- Processing Finishing Tips and Tricks




Mark Chan received his diploma from Denturism in Toronto at George Brown College with honours. Currently Mark is practicing in Ontario with a main focus on high-end removable and implant prosthetics. With a passion for both technical and clinical techniques he is certified in Bio-logic, BPS and SDC denture concepts and is a ZunstZhanWerk “Art of Denture” award winning Denturist, he is a sought after consultant and opinion leader in the Denturist and Lab community

9:50 am - 11:10 am

Where to start? How to easily incorporate digital equipment into your already busy practice.

Lisa Coffin



Description:

The most commonly asked questions we receive from clinicians and laboratory specialists is What do I need and How do I get started? This course is designed to help individuals transition digital equipment into an existing work flow without any disruptions to the current process. We will discuss a variety of scanners and 3D printers and how they can save time and money in clinical and laboratory setting as well as how to utilize digital storage and record keeping to be able to free up physical space in the office. The objective of this course is to provide attendees with the knowledge and confidence to be able to successfully integrate digital techniques as seamlessly as possible.

Lisa Coffin has been practicing the art of Denturism since graduating from NAIT in 2010. She has owned and operated a denture clinic as well as associated in several provinces across Canada. Her focus for the past 4 years has been learning the different Digital Denture workflows and the impact they will have on the advancement of removable prosthetics. Lisa strives for knowledge and is passionate to learn and share this information with other like-minded dental professionals.



11:10 am - 12:30 pm

Clinical Oral Pathology Review for Denturists : “Is what you are looking at, what you really think it is?”

David B. Clark BSc., DDS, MSc.(Oral Pathology) FAAOP, FRCDC(C)



PMG
Palmeri Media Group

Description:

This presentation is designed to provide the dental practitioner with a comprehensive review of what could be considered some of the most common clinical oral lesions encountered in daily practice. Emphasis will focus on the clinical features of over 50 such lesions and appropriate management strategies where applicable. Relevant and current information concerning oral cancer will also be discussed including the expanding role of HPV involvement in the development of oropharyngeal cancer.

Objectives

- Review of some of the most common clinical lesions of the oral cavity encountered in daily practice.
- Emphasize both the technique and importance of a thorough head and neck examination as a prerequisite to a regular intraoral hard and soft tissue examination. The use of various diagnostic aids re: oral cancer detection will also be discussed.
- Understand the importance of a differential diagnosis in helping to differentiate the benign from more serious lesions that may present in the oral cavity.

David B. Clark BSc., DDS, MSc (Oral Pathology), FAAOP, FRCDC is the former Staff Dentist at Ontario Shores Centre for Mental Health Sciences in Whitby, Ontario, Canada. He is also an Instructor in Dentistry, Department of Oral Medicine, Faculty of Dentistry, University of Toronto.

He obtained his DDS at the University of Toronto in 1976 and his MSc. in Oral Pathology (Western University) in 1986. He is a Fellow of the Royal College of Dentists of Canada, the Pierre Fauchard Academy and Academy of Dentistry International. He received the Award of Distinction from the Academy of Dentistry International in 2015 for his dedication and contributions to the field of Continuing Dental Education. He received the Award of Merit from the Ontario Dental Association in 2016. His hospital-based practice was devoted to the general dental care of individuals undergoing primary care for various forms of psychiatric illness often co-existing with other medically compromising conditions. He has lectured internationally since 2005 on the subjects of:

1. Psychiatric illness and its impact on the individual and dental management considerations;
2. Oral care and the Geriatric Patient: An Emerging Reality
3. Review of Clinical Oral Pathology.

He currently participates in the teaching of the undergraduate dental curriculum relating to the topics of Oral Medicine and Oral Diagnosis at the Faculty of Dentistry, University of Toronto. He is also a part-time clinical instructor (Dental Hygiene, Year 2) at Durham College, Oshawa, Ontario and at George Brown College, Toronto, Ontario.

Spectrum Denturist Academy 2023

SDA 2023 Program Membership Fees

SDA Membership: \$499^{+ HST}

Includes 4 SDA & 4 TIA seminars

SDA Membership PLUS: \$689^{+ HST}

Includes 4 SDA & 10 TIA seminar days

SINGLE SEMINAR VIRTUAL: \$159^{+ HST}

Check mark one

FEBRUARY 18TH, 2023 (VIRTUAL)

APRIL 15TH, 2023 (VIRTUAL)

MAY 6TH, 2023 (VIRTUAL)

SEPTEMBER 9TH, 2023 (IN PERSON)

Membership Information

First Name: _____

Last Name: _____

DD CDT MDT RDT OTHER : _____

Company: _____

Address: _____

City: _____ State/Prov: _____ Zip/Postal Code: _____

Phone: _____ Cell: _____ Fax: _____

Email: _____

Please note that by giving us your email, you are giving Palmeri Publishing Inc. permission to send you emails/CEM's. We respect your privacy and you can unsubscribe from our emails at anytime.

Payment information

Visa

MasterCard

Amex

Cheque

(*Please make all cheques payable to Palmeri Publishing Inc.)

Amount Authorized: _____ Card Number: _____ CW/V no.: _____

Exp. Date: _____ Card Holder Name: _____

Signature: _____

To Register Online: www.spectrumdenturistacademy.com/payment/

• FAX FORM WITH CREDIT CARD INFORMATION TO: **905.489.1971**. • MAKE CHEQUE PAYABLE TO: **PALMERI PUBLISHING INC.** 145 Royal Crest Court, Unit 35, Markham, ON L3R 924. If you have any questions please contact: **seminars@palmeripublishing.com**, **events@palmeripublishing.com** or • call **905.489.1970 ext 207 /206 (Toll-Free: 1.866.581.8949)**

• **DISCLAIMER:** The seminars do not necessarily provide adequate training for participant to undertake procedures discussed. Seminar attendees are responsible to obtain any necessary additional training. Opinions expressed do not necessarily reflect regulatory guidelines. • **REFUND/CANCELLATION POLICY:** Participants canceling will not receive any refunds. Costs incurred for travel and hotel accommodations remain the responsibility of each participant.

For the Basic Membership please check the 4 TIA seminars you will attend

Date	Speaker	Course Title
☐ Jan 27	Dr. Alan Dalessandro	IMPLANTS DON'T FAIL? PERI-IMPLANTITIS
	Henry Doyle & Jordan Weinberg, CPA, CA	PRACTICE MANAGEMENT: INFLUENCES IN THE CURRENT MARKET
☐ Feb 10	Dr. Fabrizia Luongo	THE PREVENTION OF CLINICAL COMPLICATIONS BY THE USE OF DIGITAL TECHNOLOGIES
	Dr. Pierre Obeid Isaac Tawil, DDS MS	BYTE SIZED TIPS IN 3D DIGITAL DENTISTRY ANATOMIC SCALLOPED IMPLANT OSTEOTOMIES: INTRODUCING A NEW UNIVERSAL DRILLING SYSTEM
☐ Mar 10	Dr. Elahe Behrooz	BITE FORCE/OCCLUSION AND ITS EFFECTS ON MATERIALS AND TREATMENT CHOICES
	Dr. Parvaneh Bahrami	SOFT TISSUE GRAFTING; TO GRAFT OR NOT TO GRAFT
☐ Apr 19	Dr. Larry Gaum	EXODONTIA, EVERYONE IS AN EXPERT, UNTIL DISASTER STRIKES
	Dr. Mahmood Abu Ruja	IMMEDIATE IMPLANT PLACEMENT AND PROVISIONALIZATION OF ANTERIOR SINGLE IMPLANTS
☐ Apr 28	Dr. Sorin Boeriu	ALLODERM WHEN AND HOW. SOFT TISSUE GRAFTS SUBSTITUTES IN THE TREATMENT IF GINGIVAL RECESSION
	Dr. Paolo Scattarelli & Paolo Smaniotto MDT	ESTHETICS AND FUNCTION IN ORAL REHABILITATION: DIGITAL AND ANALOG WORKFLOW FOR PREDICTABLE RESULTS
☐ May 24	Alex Chabachevitch Dr. Sam Low	DIGITAL PLANNING WITH EXOPLAN FOR IMPLANTS CUTTING EDGE LASER PERIO/IMPLANT PROTOCOLS FOR ULTIMATE REVENUE GROWTH
	Milan Jovanovic	IMMEDIATE IMPLANT PLACEMENT AND PROVISIONALIZATION OF ANTERIOR SINGLE IMPLANTS B
☐ Jun 23	Dr. Scott MacLean	A MATHEMATICAL APPROACH TO IMPLANT PLACEMENT SUCCESS
	Dr. M. K. (Bobby) Baig & Dr. Don Hui	ARE YOU STILL DANCING THE VERIFICATION JIG?
☐ Sep 8	Dr. Izchak Barzilay	THE MARYLAND (RESIN BONDED) BRIDGE REVISITED. A SUCCESS WHEN DONE RIGHT.
	Mark Chan, DD	NEW INNOVATIONS IN RESTORATIVE IMPLANT DENTISTRY
☐ Sep 29	Dr. Waji Khan	CASE PRESENTATIONS ON SMILE DESIGN, ORTHODONTICS, IMPLANTS, TADS AND FULL MOUTH REHABILITATION.
	Dr Rony Dagher	SIMPLIFIED CANAL SHAPING AND OBTURATION: KEEP IT SAFE, EFFECTIVE AND SIMPLE
☐ Nov 24	Jeff Li	SOCKET SHIELD – UNCOMPROMISED AESTHETICS THROUGH BIOLOGIC PRESERVATION
	Dr. Dana Colson, DDS	EXPLORING THE COMPONENTS OF A HOLISTIC DENTAL PRACTICE.... IT STARTS WITH A PATIENT CENTERED VOLITIONAL BELIEF



Supporting You in Your Learning Journey

NEW

Subscribers can now submit their CE Test online and have it marked!



Online Subscribe:

www.palmerimediagroup.com/sda

For more information contact:

events@palmeripublishing.com / seminars@palmeripublishing.com

Toll Free: 1.866.581.8949

SDA 2023

A SINCERE THANK YOU TO OUR SPONSORS



Desktop Health™

